

MONTHLY ACCOUNT STATEMENT

City of Campbell | Account #11214 | As of February 28, 2026

CHANDLER ASSET MANAGEMENT | chandlerasset.com

Chandler Team:

For questions about your account, please call (800) 317-4747,
or contact clientservice@chandlerasset.com

Custodian:

Bank of New York Mellon

PORTFOLIO SUMMARY



City of Campbell | Account #11214 | As of February 28, 2026

Portfolio Characteristics

Average Modified Duration	2.68
Average Coupon	3.98%
Average Purchase YTM	4.19%
Average Market YTM	3.65%
Average Credit Quality*	AA
Average Final Maturity	3.18
Average Life	2.92

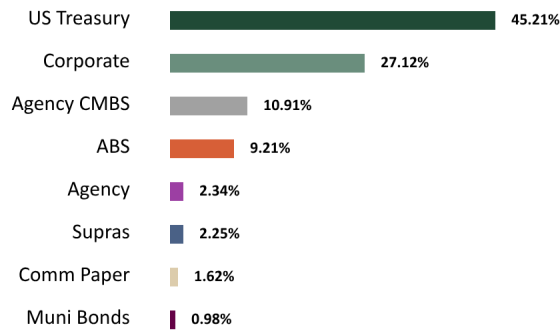
Account Summary

	End Values as of 01/31/2026	End Values as of 02/28/2026
Market Value	21,246,024.32	21,437,498.22
Accrued Interest	179,911.24	159,681.86
Total Market Value	21,425,935.56	21,597,180.08
Income Earned	55,638.72	57,210.43
Cont/WD	10,441.77	(10,441.77)
Par	21,184,864.63	21,265,426.96
Book Value	21,055,385.76	21,136,411.21
Cost Value	21,039,295.50	21,114,755.64

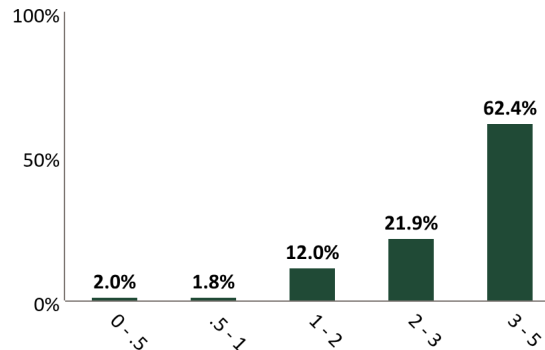
Top Issuers

United States	45.21%
Federal Home Loan Mortgage Corp	10.91%
Federal Home Loan Banks	2.34%
International Bank for Recon and Dev	2.25%
Toyota Motor Corporation	1.90%
American Express Credit Master Trust	1.75%
Mitsubishi UFJ Financial Group, Inc.	1.62%
BMW Vehicle Owner Trust	1.60%

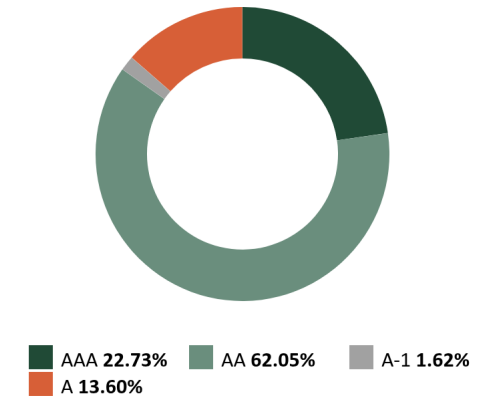
Sector Allocation



Maturity Distribution



Credit Quality*



Performance Review

Total Rate of Return**	1M	3M	YTD	1YR	2YRS	3YRS	5YRS	10YRS	Since Inception (03/01/25)
City of Campbell	0.85%	1.29%	1.10%	5.68%	--	--	--	--	--
Benchmark Return	0.79%	1.15%	0.95%	5.20%	--	--	--	--	--

*The average credit quality is a weighted average calculation of the highest of S&P, Moody's and Fitch.

**Periods over 1 year are annualized.

Benchmark: ICE BofA 1-5 Year Unsubordinated US Treasury & Agency Index

RECONCILIATION SUMMARY



City of Campbell | Account #11214 | As of February 28, 2026

Maturities / Calls

Month to Date	0.00
Fiscal Year to Date	(3,250,000.00)

Principal Paydowns

Month to Date	(46,879.53)
Fiscal Year to Date	(157,775.93)

Purchases

Month to Date	633,182.42
Fiscal Year to Date	9,699,913.80

Sales

Month to Date	(522,262.32)
Fiscal Year to Date	(5,750,270.08)

Interest Received

Month to Date	73,838.46
Fiscal Year to Date	550,685.87

Purchased / Sold Interest

Month to Date	643.88
Fiscal Year to Date	(8,818.08)

Accrual Activity Summary

	Month to Date	Fiscal Year to Date (07/01/2025)
Beginning Book Value	21,055,385.76	20,540,867.11
Maturities/Calls	0.00	(3,250,000.00)
Principal Paydowns	(46,879.53)	(157,775.93)
Purchases	633,182.42	9,699,913.80
Sales	(522,262.32)	(5,750,270.08)
Change in Cash, Payables, Receivables	13,489.49	31,724.38
Amortization/Accretion	2,957.47	17,165.12
Realized Gain (Loss)	537.92	4,786.80
Ending Book Value	21,136,411.21	21,136,411.21

Fair Market Activity Summary

	Month to Date	Fiscal Year to Date (07/01/2025)
Beginning Market Value	21,246,024.32	20,681,866.80
Maturities/Calls	0.00	(3,250,000.00)
Principal Paydowns	(46,879.53)	(157,775.93)
Purchases	633,182.42	9,699,913.80
Sales	(522,262.32)	(5,750,270.08)
Change in Cash, Payables, Receivables	13,489.49	31,724.38
Amortization/Accretion	2,957.47	17,165.12
Change in Net Unrealized Gain (Loss)	110,448.46	160,087.33
Realized Gain (Loss)	537.92	4,786.80
Ending Market Value	21,437,498.22	21,437,498.22

HOLDINGS REPORT



City of Campbell | Account #11214 | As of February 28, 2026

Cusip	Security Description	Par Value/ Units	Purchase Date Purchase Yield	Cost Value Book Value	Mkt Price Mkt YTM	Market Value Accrued Int.	% of Port. Gain/Loss	Moody's/ S&P/ Fitch	Maturity Duration
ABS									
891940AC2	TAOT 2023-A A3 4.63 09/15/2027	38,710.71	11/14/2024 4.63%	38,725.83 38,715.65	100.20 3.92%	38,787.17 79.66	0.18% 71.52	NA/AAA AAA	1.54 0.26
362962AD4	GMALT 2025-2 A3 4.58 05/22/2028	95,000.00	05/20/2025 4.84%	94,998.42 94,998.82	100.84 3.78%	95,800.57 132.95	0.45% 801.74	NA/AAA AAA	2.23 1.00
379965AD8	GMALT 2025-3 A3 4.17 08/21/2028	90,000.00	08/05/2025 4.18%	89,986.32 89,988.80	100.57 3.75%	90,512.28 114.68	0.42% 523.48	NA/AAA AAA	2.48 1.23
47800RAD5	JDOT 2024 A3 4.96 11/15/2028	171,955.78	02/20/2025 4.63%	172,990.21 172,604.48	100.83 3.66%	173,389.89 379.07	0.81% 785.41	Aaa/NA AAA	2.71 0.62
096919AD7	BMWOT 2024-A A3 5.18 02/26/2029	340,789.49	-- 4.69%	344,330.51 343,065.86	100.89 3.92%	343,817.75 294.22	1.60% 751.89	Aaa/AAA NA	3.00 0.68
89239TAD4	TAOT 2024-D A3 4.4 06/15/2029	60,000.00	10/10/2024 4.51%	59,996.65 59,997.63	100.64 3.79%	60,385.92 117.33	0.28% 388.29	Aaa/AAA NA	3.29 0.99
02589BAE0	AMXCA 2024-3 A 4.65 07/15/2027	200,000.00	02/20/2025 4.57%	200,546.88 200,313.49	101.33 3.68%	202,650.20 413.33	0.95% 2,336.71	NA/AAA AAA	1.38 1.30
34535VAD6	FORDO 2024-D A3 4.61 08/15/2029	120,000.00	11/19/2024 4.66%	119,996.15 119,997.18	101.03 3.81%	121,236.12 245.87	0.57% 1,238.94	Aaa/NA AAA	3.46 1.21
38014AAD3	GMCAR 2024-4 A3 4.4 08/16/2029	60,000.00	10/08/2024 4.32%	59,988.44 59,991.72	100.54 3.84%	60,322.86 110.00	0.28% 331.14	Aaa/AAA NA	3.46 0.89
47800DAD6	JDOT 2025 A3 4.23 09/17/2029	100,000.00	03/04/2025 5.09%	99,993.71 99,995.06	100.80 3.66%	100,804.90 188.00	0.47% 809.84	Aaa/NA AAA	3.55 1.32
92970QAE5	WFCIT 2024-2 A 4.29 10/15/2029	110,000.00	10/17/2024 4.29%	109,983.65 109,988.09	100.98 3.69%	111,082.51 209.73	0.52% 1,094.42	Aaa/AAA NA	3.63 1.54
89231HAD8	TAOT 2025-B A3 4.34 11/15/2029	65,000.00	04/24/2025 4.82%	64,996.28 64,996.96	100.93 3.76%	65,606.19 125.38	0.31% 609.23	NA/AAA AAA	3.71 1.50
362955AD8	GMCAR 2025-1 A3 4.62 12/17/2029	80,000.00	01/09/2025 5.03%	79,994.06 79,995.42	101.02 3.75%	80,812.48 154.00	0.38% 817.06	Aaa/NA AAA	3.80 1.11
58773DAD6	MBART 2025-1 A3 4.78 12/17/2029	115,000.00	01/14/2025 4.84%	114,975.54 114,981.04	101.35 3.60%	116,556.99 244.31	0.54% 1,575.95	Aaa/NA AAA	3.80 1.10
44935XAD7	HART 2025-B A3 4.36 12/17/2029	80,000.00	06/03/2025 4.36%	79,992.78 79,993.93	101.10 3.70%	80,880.24 155.02	0.38% 886.31	NA/AAA AAA	3.80 1.57
58770YAD3	MBALT 2026-A A3 3.93 01/15/2030	60,000.00	01/13/2026 3.97%	59,988.10 59,988.42	100.39 3.76%	60,236.22 104.80	0.28% 247.80	Aaa/NA AAA	3.88 1.96
02582JKP4	AMXCA 2025-2 A 4.28 04/15/2030	170,000.00	05/06/2025 4.28%	169,996.92 169,997.42	101.39 3.63%	172,360.62 323.38	0.80% 2,363.20	NA/AAA AAA	4.13 1.99

HOLDINGS REPORT



City of Campbell | Account #11214 | As of February 28, 2026

Cusip	Security Description	Par Value/ Units	Purchase Date Purchase Yield	Cost Value Book Value	Mkt Price Mkt YTM	Market Value Accrued Int.	% of Port. Gain/Loss	Moody's/ S&P/ Fitch	Maturity Duration
Total ABS		1,956,455.99	4.59%	1,961,480.45 1,959,609.96	100.96 3.75%	1,975,242.90 3,391.72	9.21% 15,632.93		3.09 1.16
AGENCY									
3130B7QM9	FEDERAL HOME LOAN BANKS 3.5 09/09/2027	500,000.00	09/23/2025 3.63%	498,795.00 499,061.28	100.18 3.38%	500,904.50 8,263.89	2.34% 1,843.22	Aa1/AA+ AA+	1.53 1.44
Total Agency		500,000.00	3.63%	498,795.00 499,061.28	100.18 3.38%	500,904.50 8,263.89	2.34% 1,843.22		1.53 1.44
AGENCY CMBS									
3137FJEH8	FHMS K-081 A2 3.9 08/25/2028	250,000.00	11/21/2024 4.53%	244,335.94 246,274.53	100.49 3.61%	251,225.00 812.50	1.17% 4,950.47	Aa1/AA+ AAA	2.49 2.30
3137FJKE8	FHMS K-082 A2 3.92 09/25/2028	250,000.00	06/10/2025 4.27%	246,992.19 247,659.74	100.52 3.62%	251,312.25 816.67	1.17% 3,652.51	Aa1/AA+ AAA	2.57 2.34
3137FKSH0	FHMS K-086 A2 3.859 11/25/2028	150,000.00	09/18/2024 3.82%	150,005.86 150,003.81	100.41 3.63%	150,607.95 482.38	0.70% 604.14	Aaa/AA+ AA+	2.74 2.51
3137FLN91	FHMS K-091 A2 3.505 03/25/2029	300,000.00	11/14/2024 4.62%	287,074.22 290,936.24	99.50 3.63%	298,495.50 876.25	1.39% 7,559.26	Aa1/AAA AA+	3.07 2.76
3137FMCR1	FHMS K-093 A2 2.982 05/25/2029	147,560.65	10/16/2024 4.15%	140,597.64 142,686.97	98.06 3.62%	144,691.93 366.69	0.67% 2,004.96	Aa1/AA+ AAA	3.24 2.84
3137FNAE0	FHMS K-095 A2 2.785 06/25/2029	250,000.00	03/13/2025 4.39%	234,707.03 238,171.84	97.34 3.64%	243,342.75 580.21	1.14% 5,170.91	Aa1/AA+ AAA	3.32 3.01
3137FPHK4	FHMS K-098 A2 2.425 08/25/2029	300,000.00	10/17/2024 4.26%	276,445.31 283,130.84	96.04 3.65%	288,123.90 606.25	1.34% 4,993.06	Aa1/AA+ AAA	3.49 3.19
3137FRUJ8	FHMS K-105 A2 1.872 01/25/2030	275,000.00	03/17/2025 4.43%	244,868.16 250,832.47	93.46 3.70%	257,003.45 429.00	1.20% 6,170.98	Aa1/AA+ AAA	3.91 3.63
3137F62M8	FHMS K-118 A2 1.493 09/25/2030	250,000.00	01/29/2026 4.03%	223,632.81 224,105.06	90.74 3.74%	226,861.75 311.04	1.06% 2,756.69	Aa1/AA+ AAA	4.57 4.26
3137F83Q4	FHMS K-121 A2 1.547 10/25/2030	250,000.00	01/08/2026 4.00%	223,603.52 224,323.98	90.59 3.77%	226,477.00 322.29	1.06% 2,153.02	Aa1/AA+ AAA	4.65 4.38
Total Agency CMBS		2,422,560.65	4.29%	2,272,262.68 2,298,125.49	96.66 3.66%	2,338,141.48 5,603.27	10.91% 40,015.99		3.41 3.13
CASH									
CCYUSD	Receivable	32,102.17	--	32,102.17 32,102.17	1.00	32,102.17 0.00	0.15% 0.00	Aaa/AAA AAA	0.00 0.00

HOLDINGS REPORT



City of Campbell | Account #11214 | As of February 28, 2026

Cusip	Security Description	Par Value/ Units	Purchase Date Purchase Yield	Cost Value Book Value	Mkt Price Mkt YTM	Market Value Accrued Int.	% of Port. Gain/Loss	Moody's/ S&P/ Fitch	Maturity Duration
Total Cash		32,102.17		32,102.17	1.00	32,102.17 0.00	0.15% 0.00		0.00 0.00
COMMERCIAL PAPER									
62479MES8	MUFG Bank, Ltd., New York Branch 05/26/2026	350,000.00	09/23/2025 3.99%	340,758.06 346,755.89	99.09 3.87%	346,827.95 0.00	1.62% 72.06	P-1/A-1 NA	0.24 0.23
Total Commercial Paper		350,000.00	3.99%	340,758.06 346,755.89	99.09 3.87%	346,827.95 0.00	1.62% 72.06		0.24 0.23
CORPORATE									
857477CP6	STATE STREET CORP 4.33 10/22/2027	250,000.00	11/07/2024 4.54%	248,537.50 249,185.99	100.98 3.71%	252,444.75 3,878.96	1.18% 3,258.76	Aa3/A AA-	1.65 1.47
89115A3E0	TORONTO-DOMINION BANK 4.861 01/31/2028	225,000.00	01/28/2025 4.86%	225,000.00 225,000.00	101.88 3.83%	229,219.88 941.82	1.07% 4,219.88	A2/A- AA-	1.92 1.81
17275RBW1	CISCO SYSTEMS INC 4.55 02/24/2028	250,000.00	03/11/2025 4.32%	251,557.50 251,031.40	101.57 3.72%	253,927.00 221.18	1.18% 2,895.60	A1/AA- NA	1.99 1.80
00287YDY2	ABBVIE INC 4.65 03/15/2028	125,000.00	02/18/2025 4.70%	124,833.75 124,888.72	101.76 3.74%	127,200.00 2,680.21	0.59% 2,311.28	A2/A- NA	2.04 1.82
06406RBG1	BANK OF NEW YORK MELLON CORP 3.992 06/13/2028	225,000.00	09/05/2024 4.31%	223,128.00 224,130.72	100.20 4.27%	225,439.65 1,946.10	1.05% 1,308.93	Aa3/A AA-	2.29 1.23
46647PDG8	JPMORGAN CHASE & CO 4.851 07/25/2028	150,000.00	08/12/2024 4.62%	150,933.00 150,443.09	101.16 4.67%	151,737.90 727.65	0.71% 1,294.81	A1/A AA-	2.41 1.34
46647PEU6	JPMORGAN CHASE & CO 4.915 01/24/2029	115,000.00	01/16/2025 4.92%	115,000.00 115,000.00	101.83 4.10%	117,099.90 580.93	0.55% 2,099.90	A1/A AA-	2.91 1.79
06051GMK2	BANK OF AMERICA CORP 4.979 01/24/2029	150,000.00	01/17/2025 4.98%	150,000.00 150,000.00	101.79 4.17%	152,679.90 767.60	0.71% 2,679.90	A1/A- AA-	2.91 1.79
06368MJG0	BANK OF MONTREAL 5.004 01/27/2029	100,000.00	01/22/2025 5.01%	100,000.00 100,000.00	101.96 4.07%	101,955.00 472.60	0.48% 1,955.00	A2/A- AA-	2.91 1.80
91159HJK7	US BANCORP 4.653 02/01/2029	200,000.00	09/05/2024 4.47%	201,116.00 200,630.28	101.28 4.27%	202,550.40 775.50	0.94% 1,920.12	A3/A A	2.93 1.81
756109CW2	REALTY INCOME CORP 3.95 02/01/2029	250,000.00	01/07/2026 4.01%	249,577.50 249,597.12	100.22 3.87%	250,547.50 822.92	1.17% 950.38	A3/A- NA	2.93 2.65
06051GLG2	BANK OF AMERICA CORP 5.202 04/25/2029	150,000.00	08/12/2024 4.69%	152,550.00 151,483.57	102.45 4.40%	153,681.90 2,731.05	0.72% 2,198.33	A1/A- AA-	3.15 1.99

HOLDINGS REPORT



City of Campbell | Account #11214 | As of February 28, 2026

Cusip	Security Description	Par Value/ Units	Purchase Date Purchase Yield	Cost Value Book Value	Mkt Price Mkt YTM	Market Value Accrued Int.	% of Port. Gain/Loss	Moody's/ S&P/ Fitch	Maturity Duration
24422EXT1	JOHN DEERE CAPITAL CORP 4.85 06/11/2029	225,000.00	08/12/2024 4.40%	229,338.00 227,947.77	103.24 3.79%	232,291.35 2,425.00	1.08% 4,343.58	A1/A A+	3.28 2.98
025816EJ4	AMERICAN EXPRESS CO 4.351 07/20/2029	170,000.00	07/21/2025 4.35%	170,000.00 170,000.00	100.94 4.09%	171,600.04 842.40	0.80% 1,600.04	A2/A- A	3.39 2.24
89236TMK8	TOYOTA MOTOR CREDIT CORP 4.55 08/09/2029	225,000.00	08/12/2024 4.49%	225,567.00 225,391.17	102.24 3.85%	230,040.45 625.63	1.07% 4,649.28	A1/A+ A+	3.44 3.15
532457CQ9	ELI LILLY AND CO 4.2 08/14/2029	235,000.00	08/12/2024 4.22%	234,769.70 234,840.83	101.38 3.77%	238,234.78 466.08	1.11% 3,393.94	Aa3/A+ NA	3.46 3.11
26442CAY0	DUKE ENERGY CAROLINAS LLC 2.45 08/15/2029	250,000.00	12/18/2024 4.72%	226,517.50 232,553.88	95.39 3.89%	238,467.75 272.22	1.11% 5,913.87	Aa3/A NA	3.46 3.26
61748UAK8	MORGAN STANLEY 4.133 10/18/2029	155,000.00	10/17/2025 4.25%	155,019.50 155,017.18	100.16 4.21%	155,240.25 2,295.54	0.72% 223.07	A1/A- A+	3.64 2.43
38141GD27	GOLDMAN SACHS GROUP INC 4.153 10/21/2029	105,000.00	10/14/2025 4.37%	105,000.00 105,000.00	100.03 4.25%	105,032.87 1,574.68	0.49% 32.87	A2/BBB+ A	3.64 2.44
14913UUAU4	CATERPILLAR FINANCIAL SERVICES CORP 4.7 11/15/2029	250,000.00	11/12/2024 4.74%	249,592.50 249,697.61	102.89 3.85%	257,220.00 3,459.72	1.20% 7,522.39	A2/A A+	3.71 3.34
89236TNA9	TOYOTA MOTOR CREDIT CORP 4.95 01/09/2030	170,000.00	01/06/2025 5.00%	169,636.20 169,719.08	103.67 3.91%	176,243.42 1,215.50	0.82% 6,524.34	A1/A+ A+	3.86 3.47
63743HFX5	NATIONAL RURAL UTILITIES COOPERATIVE FINANCE CORP 4.95 02/07/2030	250,000.00	02/20/2025 4.90%	250,550.00 250,434.81	103.60 3.95%	259,010.50 825.00	1.21% 8,575.69	A2/NA A	3.94 3.48
571748CA8	MARSH & MCLENNAN COMPANIES INC 4.65 03/15/2030	250,000.00	03/24/2025 4.67%	249,755.00 249,801.01	101.99 4.11%	254,987.25 5,360.42	1.19% 5,186.25	A3/A- A-	4.04 3.51
931142FN8	WALMART INC 4.35 04/28/2030	185,000.00	04/23/2025 4.39%	184,679.95 184,733.76	102.14 3.79%	188,965.29 2,749.56	0.88% 4,231.53	Aa2/AA AA	4.16 3.66
69371RT71	PACCAR FINANCIAL CORP 4.55 05/08/2030	230,000.00	05/05/2025 4.59%	229,643.50 229,701.48	102.43 3.91%	235,579.11 3,284.85	1.10% 5,877.63	A1/A+ NA	4.19 3.74
30303MAB8	META PLATFORMS INC 4.2 11/15/2030	250,000.00	11/13/2025 4.16%	250,482.50 250,454.51	100.88 3.99%	252,198.75 3,441.67	1.18% 1,744.24	Aa3/AA- NA	4.71 4.11
74340XCQ2	PROLOGIS LP 4.75 01/15/2031	250,000.00	01/14/2026 4.22%	255,812.50 255,666.78	103.17 4.03%	257,923.25 1,517.36	1.20% 2,256.47	A2/A NA	4.88 4.24
92826CAZ5	VISA INC 4.1 02/12/2031	140,000.00	02/03/2026 4.13%	139,812.40 139,814.15	101.16 3.84%	141,623.16 302.94	0.66% 1,809.01	Aa3/AA- NA	4.96 4.37
02079KBK2	ALPHABET INC 4.1 02/15/2031	200,000.00	02/12/2026 4.10%	200,011.33 200,011.25	100.66 3.95%	201,316.60 410.00	0.94% 1,305.35	Aa2/AA+ NA	4.96 4.37

HOLDINGS REPORT



City of Campbell | Account #11214 | As of February 28, 2026

Cusip	Security Description	Par Value/ Units	Purchase Date Purchase Yield	Cost Value Book Value	Mkt Price Mkt YTM	Market Value Accrued Int.	% of Port. Gain/Loss	Moody's/ S&P/ Fitch	Maturity Duration
Total Corporate		5,730,000.00	4.50%	5,718,420.83 5,722,176.17	101.50 3.98%	5,814,458.59 47,615.07	27.12% 92,282.42		3.39 2.82
MONEY MARKET FUND									
X9USDDGCM	DREYFUS GVT CM INST	44,308.15	-- 3.56%	44,308.15 44,308.15	1.00 3.56%	44,308.15 0.00	0.21% 0.00	Aaa/ AAAm NA	0.00 0.00
Total Money Market Fund		44,308.15	3.56%	44,308.15 44,308.15	1.00 3.56%	44,308.15 0.00	0.21% 0.00		0.00 0.00
MUNICIPAL BONDS									
13063EGT7	CALIFORNIA STATE 4.5 08/01/2029	205,000.00	10/30/2024 4.38%	206,080.35 205,779.98	102.97 3.57%	211,090.14 768.75	0.98% 5,310.16	Aa2/AA- AA	3.42 3.14
Total Municipal Bonds		205,000.00	4.38%	206,080.35 205,779.98	102.97 3.57%	211,090.14 768.75	0.98% 5,310.16		3.42 3.14
SUPRANATIONAL									
459058LN1	INTERNATIONAL BANK FOR RECONSTRUCTION AND DEVELOPM 3.875 10/16/2029	350,000.00	12/13/2024 4.29%	343,689.50 345,262.66	101.34 3.48%	354,673.20 5,085.50	1.65% 9,410.54	Aaa/AAA NA	3.63 3.31
459058LR2	INTERNATIONAL BANK FOR RECONSTRUCTION AND DEVELOPM 4.125 03/20/2030	125,000.00	03/14/2025 4.20%	124,553.75 124,638.31	102.30 3.51%	127,880.25 2,305.99	0.60% 3,241.94	Aaa/AAA NA	4.05 3.64
Total Supranational		475,000.00	4.27%	468,243.25 469,900.96	101.59 3.49%	482,553.45 7,391.49	2.25% 12,652.49		3.74 3.40
US TREASURY									
91282CJC6	UNITED STATES TREASURY 4.625 10/15/2026	375,000.00	08/30/2024 3.90%	380,507.81 376,618.27	100.60 3.63%	377,258.63 6,527.73	1.76% 640.35	Aa1/AA+ AA+	0.63 0.60
91282CKE0	UNITED STATES TREASURY 4.25 03/15/2027	350,000.00	08/20/2024 3.86%	353,322.27 351,345.24	100.75 3.51%	352,613.80 6,862.22	1.64% 1,268.56	Aa1/AA+ AA+	1.04 0.99
91282CKZ3	UNITED STATES TREASURY 4.375 07/15/2027	375,000.00	08/08/2024 3.91%	379,804.69 377,249.67	101.23 3.45%	379,599.75 2,039.45	1.77% 2,350.08	Aa1/AA+ AA+	1.38 1.32

HOLDINGS REPORT



City of Campbell | Account #11214 | As of February 28, 2026

Cusip	Security Description	Par Value/ Units	Purchase Date Purchase Yield	Cost Value Book Value	Mkt Price Mkt YTM	Market Value Accrued Int.	% of Port. Gain/Loss	Moody's/ S&P/ Fitch	Maturity Duration
91282CFM8	UNITED STATES TREASURY 4.125 09/30/2027	350,000.00	10/31/2024 4.17%	349,521.48 349,739.81	101.06 3.43%	353,718.75 6,028.85	1.65% 3,978.94	Aa1/AA+ AA+	1.59 1.49
91282CGPO	UNITED STATES TREASURY 4.0 02/29/2028	375,000.00	08/08/2024 3.87%	376,552.73 375,872.59	101.15 3.40%	379,321.13 40.76	1.77% 3,448.54	Aa1/AA+ AA+	2.00 1.90
91282CHK0	UNITED STATES TREASURY 4.0 06/30/2028	350,000.00	08/20/2024 3.76%	353,007.81 351,818.78	101.38 3.38%	354,839.80 2,320.44	1.66% 3,021.02	Aa1/AA+ AA+	2.34 2.20
91282CNU1	UNITED STATES TREASURY 3.625 08/15/2028	250,000.00	01/29/2026 3.60%	250,156.25 250,151.20	100.57 3.38%	251,425.75 350.48	1.17% 1,274.55	Aa1/AA+ AA+	2.46 2.33
91282CJF9	UNITED STATES TREASURY 4.875 10/31/2028	375,000.00	08/08/2024 3.85%	389,765.63 384,324.15	103.74 3.39%	389,033.25 6,110.58	1.81% 4,709.10	Aa1/AA+ AA+	2.67 2.45
91282CPP0	UNITED STATES TREASURY 3.5 12/15/2028	250,000.00	01/29/2026 3.62%	249,169.92 249,193.64	100.30 3.39%	250,742.25 1,826.92	1.17% 1,548.61	Aa1/AA+ AA+	2.80 2.62
91282CKD2	UNITED STATES TREASURY 4.25 02/28/2029	375,000.00	11/26/2024 4.21%	375,585.94 375,412.87	102.41 3.40%	384,038.25 43.31	1.79% 8,625.38	Aa1/AA+ AA+	3.00 2.80
91282CKG5	UNITED STATES TREASURY 4.125 03/31/2029	350,000.00	11/18/2024 4.31%	347,498.05 348,231.52	102.10 3.40%	357,355.60 6,028.85	1.67% 9,124.08	Aa1/AA+ AA+	3.08 2.83
91282CKP5	UNITED STATES TREASURY 4.625 04/30/2029	375,000.00	08/08/2024 3.84%	387,583.01 383,432.44	103.61 3.41%	388,549.88 5,797.22	1.81% 5,117.43	Aa1/AA+ AA+	3.17 2.89
91282CEV9	UNITED STATES TREASURY 3.25 06/30/2029	350,000.00	11/18/2024 4.31%	334,591.80 338,864.74	99.48 3.42%	348,168.10 1,885.36	1.62% 9,303.36	Aa1/AA+ AA+	3.33 3.11
91282CLC3	UNITED STATES TREASURY 4.0 07/31/2029	350,000.00	08/20/2024 3.70%	354,634.77 353,204.54	101.85 3.42%	356,480.60 1,121.55	1.66% 3,276.06	Aa1/AA+ AA+	3.42 3.17
91282CLK5	UNITED STATES TREASURY 3.625 08/31/2029	400,000.00	-- 3.60%	400,687.50 400,387.27	100.63 3.43%	402,500.00 39.40	1.88% 2,112.73	Aa1/AA+ AA+	3.50 3.26
91282CLN9	UNITED STATES TREASURY 3.5 09/30/2029	400,000.00	-- 4.09%	389,617.18 392,364.51	100.21 3.44%	400,859.20 5,846.15	1.87% 8,494.69	Aa1/AA+ AA+	3.59 3.29
91282CLR0	UNITED STATES TREASURY 4.125 10/31/2029	400,000.00	-- 4.33%	396,388.68 397,297.62	102.33 3.44%	409,312.40 5,515.19	1.91% 12,014.78	Aa1/AA+ AA+	3.67 3.34
91282CMA6	UNITED STATES TREASURY 4.125 11/30/2029	400,000.00	12/11/2024 4.09%	400,546.88 400,413.02	102.36 3.45%	409,422.00 4,125.00	1.91% 9,008.98	Aa1/AA+ AA+	3.75 3.42
91282CMD0	UNITED STATES TREASURY 4.375 12/31/2029	400,000.00	-- 4.45%	398,679.69 398,978.06	103.28 3.45%	413,109.20 2,900.55	1.93% 14,131.14	Aa1/AA+ AA+	3.84 3.49
91282CMU2	UNITED STATES TREASURY 4.0 03/31/2030	300,000.00	04/07/2025 3.75%	303,375.00 302,767.95	102.00 3.47%	306,000.00 5,010.99	1.43% 3,232.05	Aa1/AA+ AA+	4.08 3.68
91282CMZ1	UNITED STATES TREASURY 3.875 04/30/2030	500,000.00	09/16/2025 3.57%	506,425.78 505,796.92	101.53 3.48%	507,656.50 6,476.17	2.37% 1,859.58	Aa1/AA+ AA+	4.17 3.77

HOLDINGS REPORT



City of Campbell | Account #11214 | As of February 28, 2026

Cusip	Security Description	Par Value/ Units	Purchase Date Purchase Yield	Cost Value Book Value	Mkt Price Mkt YTM	Market Value Accrued Int.	% of Port. Gain/Loss	Moody's/ S&P/ Fitch	Maturity Duration
91282CNG2	UNITED STATES TREASURY 4.0 05/31/2030	350,000.00	06/09/2025 4.08%	348,742.19 348,925.04	102.04 3.48%	357,136.85 3,500.00	1.67% 8,211.81	Aa1/AA+ AA+	4.25 3.85
91282CNK3	UNITED STATES TREASURY 3.875 06/30/2030	325,000.00	07/29/2025 3.95%	323,933.59 324,060.66	101.56 3.48%	330,065.45 2,087.36	1.54% 6,004.79	Aa1/AA+ AA+	4.33 3.94
91282CNN7	UNITED STATES TREASURY 3.875 07/31/2030	225,000.00	08/26/2025 3.77%	226,081.05 225,969.28	101.57 3.49%	228,533.18 698.46	1.07% 2,563.90	Aa1/AA+ AA+	4.42 4.02
91282CNX5	UNITED STATES TREASURY 3.625 08/31/2030	500,000.00	09/16/2025 3.58%	500,937.50 500,851.99	100.52 3.50%	502,597.50 49.25	2.34% 1,745.51	Aa1/AA+ AA+	4.50 4.12
91282CPN5	UNITED STATES TREASURY 3.5 11/30/2030	150,000.00	12/09/2025 3.77%	148,154.30 148,236.62	99.95 3.51%	149,917.95 1,312.50	0.70% 1,681.33	Aa1/AA+ AA+	4.75 4.30
91282CPR6	UNITED STATES TREASURY 3.625 12/31/2030	350,000.00	01/29/2026 3.82%	347,033.20 347,082.76	100.46 3.52%	351,613.15 2,102.90	1.64% 4,530.39	Aa1/AA+ AA+	4.84 4.37
Total US Treasury		9,550,000.00	3.92%	9,572,304.70 9,558,591.15	101.50 3.45%	9,691,868.90 86,647.67	45.21% 133,277.75		3.20 2.94
Total Portfolio		21,265,426.96	4.19%	21,114,755.64 21,136,411.21	100.51 3.65%	21,437,498.22 159,681.86	100.00% 301,087.02		3.18 2.68
Total Market Value + Accrued						21,597,180.08			

TRANSACTION LEDGER



City of Campbell | Account #11214 | As of February 28, 2026

Transaction Type	Settlement Date	CUSIP	Quantity	Security Description	Price	Acq/Disp Yield	Amount	Interest Pur/Sold	Total Amount	Gain/Loss
ACQUISITIONS										
Purchase	02/02/2026	X9USDDGCM	29,248.02	DREYFUS GVT CM INST	1.000	3.58%	(29,248.02)	0.00	(29,248.02)	0.00
Purchase	02/03/2026	X9USDDGCM	10,441.77	DREYFUS GVT CM INST	1.000	3.57%	(10,441.77)	0.00	(10,441.77)	0.00
Purchase	02/06/2026	X9USDDGCM	203,591.00	DREYFUS GVT CM INST	1.000	3.60%	(203,591.00)	0.00	(203,591.00)	0.00
Purchase	02/09/2026	X9USDDGCM	11,306.25	DREYFUS GVT CM INST	1.000	3.54%	(11,306.25)	0.00	(11,306.25)	0.00
Purchase	02/12/2026	92826CAZ5	140,000.00	VISA INC 4.1 02/12/2031	99.866	4.13%	(139,812.40)	0.00	(139,812.40)	0.00
Purchase	02/17/2026	02079KKB2	82,000.00	ALPHABET INC 4.1 02/15/2031	99.951	4.11%	(81,959.41)	(37.36)	(81,996.77)	0.00
Purchase	02/17/2026	02079KKB2	118,000.00	ALPHABET INC 4.1 02/15/2031	100.044	4.09%	(118,051.92)	(53.76)	(118,105.68)	0.00
Purchase	02/20/2026	X9USDDGCM	675.33	DREYFUS GVT CM INST	1.000	3.56%	(675.33)	0.00	(675.33)	0.00
Purchase	02/24/2026	X9USDDGCM	5,687.50	DREYFUS GVT CM INST	1.000	3.54%	(5,687.50)	0.00	(5,687.50)	0.00
Purchase	02/25/2026	X9USDDGCM	7,182.93	DREYFUS GVT CM INST	1.000	3.56%	(7,182.93)	0.00	(7,182.93)	0.00
Purchase	02/25/2026	X9USDDGCM	25,225.89	DREYFUS GVT CM INST	1.000	3.56%	(25,225.89)	0.00	(25,225.89)	0.00
Total Purchase			633,358.69				(633,182.42)	(91.12)	(633,273.54)	0.00
TOTAL ACQUISITIONS			633,358.69				(633,182.42)	(91.12)	(633,273.54)	0.00
DISPOSITIONS										
Sale	02/02/2026	X9USDDGCM	(10,441.77)	DREYFUS GVT CM INST	1.000	3.58%	10,441.77	0.00	10,441.77	0.00
Sale	02/03/2026	X9USDDGCM	(8,657.10)	DREYFUS GVT CM INST	1.000	3.57%	8,657.10	0.00	8,657.10	0.00
Sale	02/06/2026	02665WFK2	(200,000.00)	AMERICAN HONDA FINANCE CORP 4.9 07/09/2027	101.428	4.03%	202,856.00	(735.00)	203,591.00	537.91
Sale	02/12/2026	X9USDDGCM	(139,812.40)	DREYFUS GVT CM INST	1.000	3.57%	139,812.40	0.00	139,812.40	0.00
Sale	02/17/2026	X9USDDGCM	(74,220.37)	DREYFUS GVT CM INST	1.000	3.56%	74,220.37	0.00	74,220.37	0.00
Sale	02/17/2026	X9USDDGCM	(86,274.68)	DREYFUS GVT CM INST	1.000	3.56%	86,274.68	0.00	86,274.68	0.00
Total Sale			(519,406.32)				522,262.32	(735.00)	522,997.32	537.91
TOTAL DISPOSITIONS			(519,406.32)				522,262.32	(735.00)	522,997.32	537.91

TRANSACTION LEDGER



City of Campbell | Account #11214 | As of February 28, 2026

Transaction Type	Settlement Date	CUSIP	Quantity	Security Description	Price	Acq/Disp Yield	Amount	Interest Pur/Sold	Total Amount	Gain/Loss
OTHER TRANSACTIONS										
Cash Transfer	02/03/2026	CCYUSD	(10,441.77)	Cash		0.00%	(10,441.77)	0.00	(10,441.77)	0.00
Total Cash Transfer			(10,441.77)				(10,441.77)	0.00	(10,441.77)	0.00
Coupon	02/01/2026	3137FLN91	0.00	FHMS K-091 A2 3.505 03/25/2029		4.62%	876.25	0.00	876.25	0.00
Coupon	02/01/2026	3137FJEH8	0.00	FHMS K-081 A2 3.9 08/25/2028		4.53%	812.50	0.00	812.50	0.00
Coupon	02/01/2026	91159HJK7	0.00	US BANCORP 4.653 02/01/2029		4.47%	4,653.00	0.00	4,653.00	0.00
Coupon	02/01/2026	3137FRUJ8	0.00	FHMS K-105 A2 1.872 01/25/2030		4.43%	429.00	0.00	429.00	0.00
Coupon	02/01/2026	3137FNAEO	0.00	FHMS K-095 A2 2.785 06/25/2029		4.39%	580.21	0.00	580.21	0.00
Coupon	02/01/2026	13063EGT7	0.00	CALIFORNIA STATE 4.5 08/01/2029		4.38%	4,612.50	0.00	4,612.50	0.00
Coupon	02/01/2026	3137FJKE8	0.00	FHMS K-082 A2 3.92 09/25/2028		4.27%	816.67	0.00	816.67	0.00
Coupon	02/01/2026	3137FPHK4	0.00	FHMS K-098 A2 2.425 08/25/2029		4.26%	606.25	0.00	606.25	0.00
Coupon	02/01/2026	3137FMCR1	0.00	FHMS K-093 A2 2.982 05/25/2029		4.15%	367.10	0.00	367.10	0.00
Coupon	02/01/2026	3137F62M8	0.00	FHMS K-118 A2 1.493 09/25/2030		4.03%	311.04	0.00	311.04	0.00
Coupon	02/01/2026	756109CW2	0.00	REALTY INCOME CORP 3.95 02/01/2029		4.01%	3,154.51	0.00	3,154.51	0.00
Coupon	02/01/2026	3137F83Q4	0.00	FHMS K-121 A2 1.547 10/25/2030		4.00%	322.29	0.00	322.29	0.00
Coupon	02/01/2026	3137FKSH0	0.00	FHMS K-086 A2 3.859 11/25/2028		3.82%	482.37	0.00	482.37	0.00

TRANSACTION LEDGER



City of Campbell | Account #11214 | As of February 28, 2026

Transaction Type	Settlement Date	CUSIP	Quantity	Security Description	Price	Acq/Disp Yield	Amount	Interest Pur/Sold	Total Amount	Gain/Loss
Coupon	02/07/2026	63743HFX5	0.00	NATIONAL RURAL UTILITIES COOPERATIVE FINANCE CORP 4.95 02/07/2030		4.90%	6,187.50	0.00	6,187.50	0.00
Coupon	02/09/2026	89236TMK8	0.00	TOYOTA MOTOR CREDIT CORP 4.55 08/09/2029		4.49%	5,118.75	0.00	5,118.75	0.00
Coupon	02/14/2026	532457CQ9	0.00	ELI LILLY AND CO 4.2 08/14/2029		4.22%	4,935.00	0.00	4,935.00	0.00
Coupon	02/15/2026	47800DAD6	0.00	JDOT 2025 A3 4.23 09/17/2029		5.09%	352.50	0.00	352.50	0.00
Coupon	02/15/2026	58773DAD6	0.00	MBART 2025-1 A3 4.78 12/17/2029		4.84%	458.08	0.00	458.08	0.00
Coupon	02/15/2026	89231HAD8	0.00	TAOT 2025-B A3 4.34 11/15/2029		4.82%	235.08	0.00	235.08	0.00
Coupon	02/15/2026	26442CAY0	0.00	DUKE ENERGY CAROLINAS LLC 2.45 08/15/2029		4.72%	3,062.50	0.00	3,062.50	0.00
Coupon	02/15/2026	34535VAD6	0.00	FORDO 2024-D A3 4.61 08/15/2029		4.66%	461.00	0.00	461.00	0.00
Coupon	02/15/2026	47800RAD5	0.00	JDOT 2024 A3 4.96 11/15/2028		4.63%	774.60	0.00	774.60	0.00
Coupon	02/15/2026	891940AC2	0.00	TAOT 2023-A A3 4.63 09/15/2027		4.63%	173.30	0.00	173.30	0.00
Coupon	02/15/2026	02589BAE0	0.00	AMXCA 2024-3 A 4.65 07/15/2027		4.57%	775.00	0.00	775.00	0.00
Coupon	02/15/2026	89239TAD4	0.00	TAOT 2024-D A3 4.4 06/15/2029		4.51%	220.00	0.00	220.00	0.00
Coupon	02/15/2026	44935XAD7	0.00	HART 2025-B A3 4.36 12/17/2029		4.36%	290.67	0.00	290.67	0.00
Coupon	02/15/2026	92970QAE5	0.00	WFCIT 2024-2 A 4.29 10/15/2029		4.29%	393.25	0.00	393.25	0.00
Coupon	02/15/2026	02582JKP4	0.00	AMXCA 2025-2 A 4.28 04/15/2030		4.28%	606.33	0.00	606.33	0.00

TRANSACTION LEDGER



City of Campbell | Account #11214 | As of February 28, 2026

Transaction Type	Settlement Date	CUSIP	Quantity	Security Description	Price	Acq/Disp Yield	Amount	Interest Pur/Sold	Total Amount	Gain/Loss
Coupon	02/15/2026	58770YAD3	0.00	MBALT 2026-A A3 3.93 01/15/2030		3.97%	157.20	0.00	157.20	0.00
Coupon	02/15/2026	91282CNU1	0.00	UNITED STATES TREASURY 3.625 08/15/2028		3.60%	4,531.25	0.00	4,531.25	0.00
Coupon	02/16/2026	362955AD8	0.00	GMCAR 2025-1 A3 4.62 12/17/2029		5.03%	308.00	0.00	308.00	0.00
Coupon	02/16/2026	38014AAD3	0.00	GMCAR 2024-4 A3 4.4 08/16/2029		4.32%	220.00	0.00	220.00	0.00
Coupon	02/20/2026	362962AD4	0.00	GMALT 2025-2 A3 4.58 05/22/2028		4.84%	362.58	0.00	362.58	0.00
Coupon	02/20/2026	379965AD8	0.00	GMALT 2025-3 A3 4.17 08/21/2028		4.18%	312.75	0.00	312.75	0.00
Coupon	02/24/2026	17275RBW1	0.00	CISCO SYSTEMS INC 4.55 02/24/2028		4.32%	5,687.50	0.00	5,687.50	0.00
Coupon	02/25/2026	096919AD7	0.00	BMWOT 2024-A A3 5.18 02/26/2029		4.69%	1,579.25	0.00	1,579.25	0.00
Coupon	02/28/2026	91282CKD2	0.00	UNITED STATES TREASURY 4.25 02/28/2029		4.21%	7,968.75	0.00	7,968.75	0.00
Coupon	02/28/2026	91282CGP0	0.00	UNITED STATES TREASURY 4.0 02/29/2028		3.87%	7,500.00	0.00	7,500.00	0.00
Coupon	02/28/2026	91282CLK5	0.00	UNITED STATES TREASURY 3.625 08/31/2029		3.60%	7,250.00	0.00	7,250.00	0.00
Coupon	02/28/2026	91282CNX5	0.00	UNITED STATES TREASURY 3.625 08/31/2030		3.58%	9,062.50	0.00	9,062.50	0.00
Total Coupon			0.00				87,007.03	0.00	87,007.03	0.00
Dividend	02/28/2026	X9USDDGCM	0.00	DREYFUS GVT CM INST		3.56%	320.92	0.00	320.92	0.00
Total Dividend			0.00				320.92	0.00	320.92	0.00
Principal Paydown	02/01/2026	3137FMCR1	165.69	FHMS K-093 A2 2.982 05/25/2029		4.15%	165.69	--	165.69	(0.00)

TRANSACTION LEDGER



City of Campbell | Account #11214 | As of February 28, 2026

Transaction Type	Settlement Date	CUSIP	Quantity	Security Description	Price	Acq/Disp Yield	Amount	Interest Pur/Sold	Total Amount	Gain/Loss
Principal Paydown	02/15/2026	47800RAD5	15,448.02	JDOT 2024 A3 4.96 11/15/2028		4.63%	15,448.02	--	15,448.02	0.00
Principal Paydown	02/15/2026	891940AC2	6,205.62	TAOT 2023-A A3 4.63 09/15/2027		4.63%	6,205.62	--	6,205.62	0.00
Principal Paydown	02/25/2026	096919AD7	25,060.20	BMWOT 2024-A A3 5.18 02/26/2029		4.69%	25,060.20	--	25,060.20	0.00
Total Principal Paydown			46,879.53				46,879.53	--	46,879.53	0.00
TOTAL OTHER TRANSACTIONS			36,437.76				123,765.71	0.00	123,765.71	0.00

INCOME EARNED



City of Campbell | Account #11214 | As of February 28, 2026

Cusip	Security Description	Trade Date Settle Date Units	Book Value: Begin Book Value: Acq Book Value: Disp Book Value: End	Prior Accrued Inc. Received Ending Accrued Total Interest	Accr. Of Discount Amort. Of Premium Net Accret/Amort Income Earned	Total Income
CASH & EQUIVALENTS						
			18,612.68	0.00	0.00	
CCYUSD	Receivable		0.00	0.00	0.00	0.00
		32,102.17	0.00	0.00	0.00	
			32,102.17	0.00	0.00	
X9USDDGCM	DREYFUS GVT CM INST		70,355.78	0.00	0.00	
			293,358.69	1,784.67	0.00	1,784.67
		44,308.15	(319,406.32)	0.00	0.00	
			44,308.15	1,784.67	1,784.67	
			88,968.46	0.00	0.00	
			293,358.69	1,784.67	0.00	
			(319,406.32)	0.00	0.00	
Total Cash & Equivalents		76,410.32	76,410.32	1,784.67	1,784.67	1,784.67
FIXED INCOME						
00287YDY2	ABBVIE INC 4.65 03/15/2028	02/18/2025	124,884.54	2,195.83	4.18	
		02/26/2025	0.00	0.00	0.00	488.56
		125,000.00	0.00	2,680.21	4.18	
			124,888.72	484.38	488.56	
02079KBK2	ALPHABET INC 4.1 02/15/2031	02/12/2026	0.00	0.00	0.27	
		02/17/2026	200,011.33	(91.12)	(0.35)	318.80
		200,000.00	0.00	410.00	(0.08)	
			200,011.25	318.88	318.80	
025816EJ4	AMERICAN EXPRESS CO 4.351 07/20/2029	07/21/2025	170,000.00	226.01	0.00	
		07/25/2025	0.00	0.00	0.00	616.39
		170,000.00	0.00	842.40	0.00	
			170,000.00	616.39	616.39	
02582JKP4	AMXCA 2025-2 A 4.28 04/15/2030	05/06/2025	169,997.37	323.38	0.05	
		05/13/2025	0.00	606.33	0.00	606.38
		170,000.00	0.00	323.38	0.05	
			169,997.42	606.33	606.38	
02589BAE0	AMXCA 2024-3 A 4.65 07/15/2027	02/20/2025	200,331.01	413.33	0.00	
		02/21/2025	0.00	775.00	(17.52)	757.48
		200,000.00	0.00	413.33	(17.52)	
			200,313.49	775.00	757.48	

INCOME EARNED



City of Campbell | Account #11214 | As of February 28, 2026

Cusip	Security Description	Trade Date Settle Date Units	Book Value: Begin Book Value: Acq Book Value: Disp Book Value: End	Prior Accrued Inc. Received Ending Accrued Total Interest	Accr. Of Discount Amort. Of Premium Net Accret/Amort Income Earned	Total Income
02665WFK2	AMERICAN HONDA FINANCE CORP 4.9 07/09/2027	09/18/2024 09/19/2024 0.00	202,340.46 0.00 (202,318.09) 0.00	598.89 735.00 0.00 136.11	0.00 (22.38) (22.38) 113.74	113.74
06051GLG2	BANK OF AMERICA CORP 5.202 04/25/2029	08/12/2024 08/13/2024 150,000.00	151,536.42 0.00 0.00 151,483.57	2,080.80 0.00 2,731.05 650.25	0.00 (52.85) (52.85) 597.40	597.40
06051GMK2	BANK OF AMERICA CORP 4.979 01/24/2029	01/17/2025 01/24/2025 150,000.00	150,000.00 0.00 0.00 150,000.00	145.22 0.00 767.60 622.38	0.00 0.00 0.00 622.38	622.38
06368MJG0	BANK OF MONTREAL 5.004 01/27/2029	01/22/2025 01/27/2025 100,000.00	100,000.00 0.00 0.00 100,000.00	55.60 0.00 472.60 417.00	0.00 0.00 0.00 417.00	417.00
06406RBG1	BANK OF NEW YORK MELLON CORP 3.992 06/13/2028	09/05/2024 09/06/2024 225,000.00	224,078.83 0.00 0.00 224,130.72	1,197.60 0.00 1,946.10 748.50	51.90 0.00 51.90 800.40	800.40
096919AD7	BMWOT 2024-A A3 5.18 02/26/2029	340,789.49	368,384.08 0.00 (25,060.20) 343,065.86	315.85 1,579.25 294.22 1,557.61	0.00 (258.02) (258.02) 1,299.59	1,299.59
13063EGT7	CALIFORNIA STATE 4.5 08/01/2029	10/30/2024 11/05/2024 205,000.00	205,797.46 0.00 0.00 205,779.98	4,612.50 4,612.50 768.75 768.75	0.00 (17.49) (17.49) 751.26	751.26
14913UUA4	CATERPILLAR FINANCIAL SERVICES CORP 4.7 11/15/2029	11/12/2024 11/15/2024 250,000.00	249,691.36 0.00 0.00 249,697.61	2,480.56 0.00 3,459.72 979.17	6.25 0.00 6.25 985.42	985.42
17275RBW1	CISCO SYSTEMS INC 4.55 02/24/2028	03/11/2025 03/12/2025 250,000.00	251,073.01 0.00 0.00 251,031.40	4,960.76 5,687.50 221.18 947.92	0.00 (41.61) (41.61) 906.30	906.30

INCOME EARNED



City of Campbell | Account #11214 | As of February 28, 2026

Cusip	Security Description	Trade Date Settle Date Units	Book Value: Begin Book Value: Acq Book Value: Disp Book Value: End	Prior Accrued Inc. Received Ending Accrued Total Interest	Accr. Of Discount Amort. Of Premium Net Accret/Amort Income Earned	Total Income
24422EXT1	JOHN DEERE CAPITAL CORP 4.85 06/11/2029	08/12/2024 08/13/2024 225,000.00	228,016.67 0.00 0.00 227,947.77	1,515.63 0.00 2,425.00 909.38	0.00 (68.90) (68.90) 840.48	840.48
26442CAY0	DUKE ENERGY CAROLINAS LLC 2.45 08/15/2029	12/18/2024 12/19/2024 250,000.00	232,167.11 0.00 0.00 232,553.88	2,824.31 3,062.50 272.22 510.42	386.77 0.00 386.77 897.19	897.19
30303MAB8	META PLATFORMS INC 4.2 11/15/2030	11/13/2025 11/17/2025 250,000.00	250,462.05 0.00 0.00 250,454.51	2,566.67 0.00 3,441.67 875.00	0.00 (7.53) (7.53) 867.47	867.47
3130B7QM9	FEDERAL HOME LOAN BANKS 3.5 09/09/2027	09/23/2025 09/24/2025 500,000.00	499,014.09 0.00 0.00 499,061.28	6,805.56 0.00 8,263.89 1,458.33	47.19 0.00 47.19 1,505.52	1,505.52
3137F62M8	FHMS K-118 A2 1.493 09/25/2030	01/29/2026 01/30/2026 250,000.00	223,664.29 0.00 0.00 224,105.06	311.04 311.04 311.04 311.04	440.77 0.00 440.77 751.81	751.81
3137F83Q4	FHMS K-121 A2 1.547 10/25/2030	01/08/2026 01/13/2026 250,000.00	223,894.77 0.00 0.00 224,323.98	322.29 322.29 322.29 322.29	429.21 0.00 429.21 751.50	751.50
3137FJEH8	FHMS K-081 A2 3.9 08/25/2028	11/21/2024 11/26/2024 250,000.00	246,156.53 0.00 0.00 246,274.53	812.50 812.50 812.50 812.50	118.00 0.00 118.00 930.50	930.50
3137FJKE8	FHMS K-082 A2 3.92 09/25/2028	06/10/2025 06/13/2025 250,000.00	247,588.13 0.00 0.00 247,659.74	816.67 816.67 816.67 816.67	71.61 0.00 71.61 888.28	888.28
3137FKSHO	FHMS K-086 A2 3.859 11/25/2028	09/18/2024 09/23/2024 150,000.00	150,003.92 0.00 0.00 150,003.81	482.38 482.37 482.38 482.37	0.00 (0.11) (0.11) 482.26	482.26

INCOME EARNED



City of Campbell | Account #11214 | As of February 28, 2026

Cusip	Security Description	Trade Date Settle Date Units	Book Value: Begin Book Value: Acq Book Value: Disp Book Value: End	Prior Accrued Inc. Received Ending Accrued Total Interest	Accr. Of Discount Amort. Of Premium Net Accret/Amort Income Earned	Total Income
3137FLN91	FHMS K-091 A2 3.505 03/25/2029	11/14/2024 11/19/2024 300,000.00	290,704.69 0.00 0.00 290,936.24	876.25 876.25 876.25 876.25	231.56 0.00 231.56 1,107.81	1,107.81
3137FMCR1	FHMS K-093 A2 2.982 05/25/2029	10/16/2024 10/21/2024 147,560.65	142,729.11 0.00 (165.69) 142,686.97	367.10 367.10 366.69 366.69	123.55 0.00 123.55 490.24	490.24
3137FNAE0	FHMS K-095 A2 2.785 06/25/2029	03/13/2025 03/18/2025 250,000.00	237,893.07 0.00 0.00 238,171.84	580.21 580.21 580.21 580.21	278.78 0.00 278.78 858.99	858.99
3137FPHK4	FHMS K-098 A2 2.425 08/25/2029	10/17/2024 10/22/2024 300,000.00	282,752.67 0.00 0.00 283,130.84	606.25 606.25 606.25 606.25	378.17 0.00 378.17 984.42	984.42
3137FRUJ8	FHMS K-105 A2 1.872 01/25/2030	03/17/2025 03/20/2025 275,000.00	250,349.81 0.00 0.00 250,832.47	429.00 429.00 429.00 429.00	482.66 0.00 482.66 911.66	911.66
34535VAD6	FORDO 2024-D A3 4.61 08/15/2029	11/19/2024 11/22/2024 120,000.00	119,997.12 0.00 0.00 119,997.18	245.87 461.00 245.87 461.00	0.06 0.00 0.06 461.06	461.06
362955AD8	GMCAR 2025-1 A3 4.62 12/17/2029	01/09/2025 01/15/2025 80,000.00	79,995.32 0.00 0.00 79,995.42	154.00 308.00 154.00 308.00	0.09 0.00 0.09 308.09	308.09
362962AD4	GMALT 2025-2 A3 4.58 05/22/2028	05/20/2025 05/29/2025 95,000.00	94,998.78 0.00 0.00 94,998.82	132.95 362.58 132.95 362.58	0.04 0.00 0.04 362.62	362.62
379965AD8	GMALT 2025-3 A3 4.17 08/21/2028	08/05/2025 08/13/2025 90,000.00	89,988.45 0.00 0.00 89,988.80	114.68 312.75 114.68 312.75	0.35 0.00 0.35 313.10	313.10

INCOME EARNED



City of Campbell | Account #11214 | As of February 28, 2026

Cusip	Security Description	Trade Date Settle Date Units	Book Value: Begin Book Value: Acq Book Value: Disp Book Value: End	Prior Accrued Inc. Received Ending Accrued Total Interest	Accr. Of Discount Amort. Of Premium Net Accret/Amort Income Earned	Total Income
38014AAD3	GMCAR 2024-4 A3 4.4 08/16/2029	10/08/2024 10/16/2024 60,000.00	59,991.54 0.00 0.00 59,991.72	110.00 220.00 110.00 220.00	0.18 0.00 0.18 220.18	220.18
38141GD27	GOLDMAN SACHS GROUP INC 4.153 10/21/2029	10/14/2025 10/21/2025 105,000.00	105,000.00 0.00 0.00 105,000.00	1,211.29 0.00 1,574.68 363.39	0.00 0.00 0.00 363.39	363.39
44935XAD7	HART 2025-B A3 4.36 12/17/2029	06/03/2025 06/11/2025 80,000.00	79,993.81 0.00 0.00 79,993.93	155.02 290.67 155.02 290.67	0.12 0.00 0.12 290.79	290.79
459058LN1	INTERNATIONAL BANK FOR RECONSTRUCTION AND DEVELOPM 3.875 10/16/2029	12/13/2024 12/16/2024 350,000.00	345,162.55 0.00 0.00 345,262.66	3,955.00 0.00 5,085.50 1,130.50	100.11 0.00 100.11 1,230.61	1,230.61
459058LR2	INTERNATIONAL BANK FOR RECONSTRUCTION AND DEVELOPM 4.125 03/20/2030	03/14/2025 03/20/2025 125,000.00	124,631.47 0.00 0.00 124,638.31	1,876.30 0.00 2,305.99 429.69	6.84 0.00 6.84 436.53	436.53
46647PDG8	JPMORGAN CHASE & CO 4.851 07/25/2028	08/12/2024 08/13/2024 150,000.00	150,467.37 0.00 0.00 150,443.09	121.28 0.00 727.65 606.38	0.00 (24.28) (24.28) 582.10	582.10
46647PEU6	JPMORGAN CHASE & CO 4.915 01/24/2029	01/16/2025 01/24/2025 115,000.00	115,000.00 0.00 0.00 115,000.00	109.90 0.00 580.93 471.02	0.00 0.00 0.00 471.02	471.02
47800DAD6	JDOT 2025 A3 4.23 09/17/2029	03/04/2025 03/11/2025 100,000.00	99,994.96 0.00 0.00 99,995.06	188.00 352.50 188.00 352.50	0.11 0.00 0.11 352.61	352.61
47800RAD5	JDOT 2024 A3 4.96 11/15/2028	02/20/2025 02/21/2025 171,955.78	188,141.05 0.00 (15,448.02) 172,604.48	413.12 774.60 379.07 740.55	0.00 (88.55) (88.55) 652.00	652.00

INCOME EARNED



City of Campbell | Account #11214 | As of February 28, 2026

Cusip	Security Description	Trade Date Settle Date Units	Book Value: Begin Book Value: Acq Book Value: Disp Book Value: End	Prior Accrued Inc. Received Ending Accrued Total Interest	Accr. Of Discount Amort. Of Premium Net Accret/Amort Income Earned	Total Income
532457CQ9	ELI LILLY AND CO 4.2 08/14/2029	08/12/2024 08/14/2024 235,000.00	234,837.30 0.00 0.00 234,840.83	4,578.58 4,935.00 466.08 822.50	3.53 0.00 3.53 826.03	826.03
571748CA8	MARSH & MCLENNAN COMPANIES INC 4.65 03/15/2030	03/24/2025 03/25/2025 250,000.00	249,797.23 0.00 0.00 249,801.01	4,391.67 0.00 5,360.42 968.75	3.78 0.00 3.78 972.53	972.53
58770YAD3	MBALT 2026-A A3 3.93 01/15/2030	01/13/2026 01/21/2026 60,000.00	59,988.19 0.00 0.00 59,988.42	65.50 157.20 104.80 196.50	0.23 0.00 0.23 196.73	196.73
58773DAD6	MBART 2025-1 A3 4.78 12/17/2029	01/14/2025 01/23/2025 115,000.00	114,980.65 0.00 0.00 114,981.04	244.31 458.08 244.31 458.08	0.38 0.00 0.38 458.46	458.46
61748UAK8	MORGAN STANLEY 4.133 10/18/2029	10/17/2025 10/22/2025 155,000.00	155,017.68 0.00 0.00 155,017.18	1,761.69 0.00 2,295.54 533.85	0.00 (0.50) (0.50) 533.35	533.35
62479MES8	MUFG Bank, Ltd., New York Branch 05/26/2026	09/23/2025 09/23/2025 350,000.00	345,699.67 0.00 0.00 346,755.89	0.00 0.00 0.00 0.00	1,056.22 0.00 1,056.22 1,056.22	1,056.22
63743HFX5	NATIONAL RURAL UTILITIES COOPERATIVE FINANCE CORP 4.95 02/07/2030	02/20/2025 02/21/2025 250,000.00	250,443.46 0.00 0.00 250,434.81	5,981.25 6,187.50 825.00 1,031.25	0.00 (8.65) (8.65) 1,022.60	1,022.60
69371RT71	PACCAR FINANCIAL CORP 4.55 05/08/2030	05/05/2025 05/08/2025 230,000.00	229,696.02 0.00 0.00 229,701.48	2,412.76 0.00 3,284.85 872.08	5.47 0.00 5.47 877.55	877.55
74340XCQ2	PROLOGIS LP 4.75 01/15/2031	01/14/2026 01/15/2026 250,000.00	255,757.45 0.00 0.00 255,666.78	527.78 0.00 1,517.36 989.58	0.00 (90.67) (90.67) 898.91	898.91

INCOME EARNED



City of Campbell | Account #11214 | As of February 28, 2026

Cusip	Security Description	Trade Date Settle Date Units	Book Value: Begin Book Value: Acq Book Value: Disp Book Value: End	Prior Accrued Inc. Received Ending Accrued Total Interest	Accr. Of Discount Amort. Of Premium Net Accret/Amort Income Earned	Total Income
756109CW2	REALTY INCOME CORP 3.95 02/01/2029	01/07/2026 01/08/2026 250,000.00	249,586.55 0.00 0.00 249,597.12	3,154.51 3,154.51 822.92 822.91	10.56 0.00 10.56 833.48	833.48
857477CP6	STATE STREET CORP 4.33 10/22/2027	11/07/2024 11/08/2024 250,000.00	249,148.01 0.00 0.00 249,185.99	2,976.88 0.00 3,878.96 902.08	37.99 0.00 37.99 940.07	940.07
89115A3E0	TORONTO-DOMINION BANK 4.861 01/31/2028	01/28/2025 01/31/2025 225,000.00	225,000.00 0.00 0.00 225,000.00	30.38 5,468.63 941.82 6,380.07	0.00 0.00 0.00 6,380.07	6,380.07
891940AC2	TAOT 2023-A A3 4.63 09/15/2027	11/14/2024 11/15/2024 38,710.71	44,922.76 0.00 (6,205.62) 38,715.65	92.43 173.30 79.66 160.53	0.00 (1.49) (1.49) 159.04	159.04
89231HAD8	TAOT 2025-B A3 4.34 11/15/2029	04/24/2025 04/30/2025 65,000.00	64,996.90 0.00 0.00 64,996.96	125.38 235.08 125.38 235.08	0.06 0.00 0.06 235.14	235.14
89236TMK8	TOYOTA MOTOR CREDIT CORP 4.55 08/09/2029	08/12/2024 08/13/2024 225,000.00	225,399.89 0.00 0.00 225,391.17	4,891.25 5,118.75 625.63 853.13	0.00 (8.71) (8.71) 844.41	844.41
89236TNA9	TOYOTA MOTOR CREDIT CORP 4.95 01/09/2030	01/06/2025 01/09/2025 170,000.00	169,713.50 0.00 0.00 169,719.08	514.25 0.00 1,215.50 701.25	5.58 0.00 5.58 706.83	706.83
89239TAD4	TAOT 2024-D A3 4.4 06/15/2029	10/10/2024 10/17/2024 60,000.00	59,997.58 0.00 0.00 59,997.63	117.33 220.00 117.33 220.00	0.06 0.00 0.06 220.06	220.06
91159HJK7	US BANCORP 4.653 02/01/2029	09/05/2024 09/06/2024 200,000.00	200,655.41 0.00 0.00 200,630.28	4,653.00 4,653.00 775.50 775.50	0.00 (25.14) (25.14) 750.36	750.36

INCOME EARNED



City of Campbell | Account #11214 | As of February 28, 2026

Cusip	Security Description	Trade Date Settle Date Units	Book Value: Begin Book Value: Acq Book Value: Disp Book Value: End	Prior Accrued Inc. Received Ending Accrued Total Interest	Accr. Of Discount Amort. Of Premium Net Accret/Amort Income Earned	Total Income
91282CEV9	UNITED STATES TREASURY 3.25 06/30/2029	11/18/2024 11/19/2024 350,000.00	338,608.55 0.00 0.00 338,864.74	1,005.52 0.00 1,885.36 879.83	256.19 0.00 256.19 1,136.03	1,136.03
91282CFM8	UNITED STATES TREASURY 4.125 09/30/2027	10/31/2024 11/01/2024 350,000.00	349,727.20 0.00 0.00 349,739.81	4,918.27 0.00 6,028.85 1,110.58	12.60 0.00 12.60 1,123.18	1,123.18
91282CGP0	UNITED STATES TREASURY 4.0 02/29/2028	08/08/2024 08/09/2024 375,000.00	375,906.06 0.00 0.00 375,872.59	6,381.22 0.00 40.76 (6,340.45)	0.00 (33.47) (33.47) (6,373.92)	(6,373.92)
91282CHK0	UNITED STATES TREASURY 4.0 06/30/2028	08/20/2024 08/21/2024 350,000.00	351,878.55 0.00 0.00 351,818.78	1,237.57 0.00 2,320.44 1,082.87	0.00 (59.77) (59.77) 1,023.10	1,023.10
91282CJC6	UNITED STATES TREASURY 4.625 10/15/2026	08/30/2024 08/30/2024 375,000.00	376,817.01 0.00 0.00 376,618.27	5,193.60 0.00 6,527.73 1,334.13	0.00 (198.74) (198.74) 1,135.40	1,135.40
91282CJF9	UNITED STATES TREASURY 4.875 10/31/2028	08/08/2024 08/09/2024 375,000.00	384,591.92 0.00 0.00 384,324.15	4,696.56 0.00 6,110.58 1,414.02	0.00 (267.77) (267.77) 1,146.25	1,146.25
91282CKD2	UNITED STATES TREASURY 4.25 02/28/2029	11/26/2024 11/27/2024 375,000.00	375,423.43 0.00 0.00 375,412.87	6,780.04 0.00 43.31 (6,736.73)	0.00 (10.56) (10.56) (6,747.29)	(6,747.29)
91282CKE0	UNITED STATES TREASURY 4.25 03/15/2027	08/20/2024 08/21/2024 350,000.00	351,444.62 0.00 0.00 351,345.24	5,711.67 0.00 6,862.22 1,150.55	0.00 (99.38) (99.38) 1,051.17	1,051.17
91282CKG5	UNITED STATES TREASURY 4.125 03/31/2029	11/18/2024 11/19/2024 350,000.00	348,187.54 0.00 0.00 348,231.52	4,918.27 0.00 6,028.85 1,110.58	43.98 0.00 43.98 1,154.55	1,154.55

INCOME EARNED



City of Campbell | Account #11214 | As of February 28, 2026

Cusip	Security Description	Trade Date Settle Date Units	Book Value: Begin Book Value: Acq Book Value: Disp Book Value: End	Prior Accrued Inc. Received Ending Accrued Total Interest	Accr. Of Discount Amort. Of Premium Net Accret/Amort Income Earned	Total Income
91282CKP5	UNITED STATES TREASURY 4.625 04/30/2029	08/08/2024 08/09/2024 375,000.00	383,636.69 0.00 0.00 383,432.44	4,455.71 0.00 5,797.22 1,341.51	0.00 (204.25) (204.25) 1,137.26	1,137.26
91282CKZ3	UNITED STATES TREASURY 4.375 07/15/2027	08/08/2024 08/09/2024 375,000.00	377,375.40 0.00 0.00 377,249.67	770.46 0.00 2,039.45 1,268.99	0.00 (125.73) (125.73) 1,143.26	1,143.26
91282CLC3	UNITED STATES TREASURY 4.0 07/31/2029	08/20/2024 08/21/2024 350,000.00	353,276.44 0.00 0.00 353,204.54	38.67 7,000.00 1,121.55 8,082.87	0.00 (71.90) (71.90) 8,010.98	8,010.98
91282CLK5	UNITED STATES TREASURY 3.625 08/31/2029	400,000.00	400,395.75 0.00 0.00 400,387.27	6,168.51 0.00 39.40 (6,129.11)	33.23 (41.71) (8.48) (6,137.58)	(6,137.58)
91282CLN9	UNITED STATES TREASURY 3.5 09/30/2029	400,000.00	392,201.18 0.00 0.00 392,364.51	4,769.23 0.00 5,846.15 1,076.92	163.33 0.00 163.33 1,240.25	1,240.25
91282CLR0	UNITED STATES TREASURY 4.125 10/31/2029	400,000.00	397,241.16 0.00 0.00 397,297.62	4,238.95 0.00 5,515.19 1,276.24	56.47 0.00 56.47 1,332.71	1,332.71
91282CMA6	UNITED STATES TREASURY 4.125 11/30/2029	12/11/2024 12/12/2024 400,000.00	400,421.47 0.00 0.00 400,413.02	2,855.77 0.00 4,125.00 1,269.23	0.00 (8.44) (8.44) 1,260.79	1,260.79
91282CMD0	UNITED STATES TREASURY 4.375 12/31/2029	400,000.00	398,957.64 0.00 0.00 398,978.06	1,546.96 0.00 2,900.55 1,353.59	23.27 (2.85) 20.42 1,374.02	1,374.02
91282CMU2	UNITED STATES TREASURY 4.0 03/31/2030	04/07/2025 04/08/2025 300,000.00	302,819.93 0.00 0.00 302,767.95	4,087.91 0.00 5,010.99 923.08	0.00 (51.98) (51.98) 871.10	871.10

INCOME EARNED



City of Campbell | Account #11214 | As of February 28, 2026

Cusip	Security Description	Trade Date Settle Date Units	Book Value: Begin Book Value: Acq Book Value: Disp Book Value: End	Prior Accrued Inc. Received Ending Accrued Total Interest	Accr. Of Discount Amort. Of Premium Net Accret/Amort Income Earned	Total Income
91282CMZ1	UNITED STATES TREASURY 3.875 04/30/2030	09/16/2025 09/17/2025 500,000.00	505,903.64 0.00 0.00 505,796.92	4,977.56 0.00 6,476.17 1,498.62	0.00 (106.72) (106.72) 1,391.90	1,391.90
91282CNG2	UNITED STATES TREASURY 4.0 05/31/2030	06/09/2025 06/10/2025 350,000.00	348,905.65 0.00 0.00 348,925.04	2,423.08 0.00 3,500.00 1,076.92	19.39 0.00 19.39 1,096.32	1,096.32
91282CNK3	UNITED STATES TREASURY 3.875 06/30/2030	07/29/2025 07/30/2025 325,000.00	324,044.03 0.00 0.00 324,060.66	1,113.26 0.00 2,087.36 974.10	16.63 0.00 16.63 990.73	990.73
91282CNN7	UNITED STATES TREASURY 3.875 07/31/2030	08/26/2025 08/27/2025 225,000.00	225,986.11 0.00 0.00 225,969.28	24.08 4,359.38 698.46 5,033.76	0.00 (16.83) (16.83) 5,016.93	5,016.93
91282CNU1	UNITED STATES TREASURY 3.625 08/15/2028	01/29/2026 01/30/2026 250,000.00	250,155.91 0.00 0.00 250,151.20	4,186.48 4,531.25 350.48 695.25	0.00 (4.71) (4.71) 690.54	690.54
91282CNX5	UNITED STATES TREASURY 3.625 08/31/2030	09/16/2025 09/17/2025 500,000.00	500,866.50 0.00 0.00 500,851.99	7,710.64 0.00 49.25 (7,661.38)	0.00 (14.51) (14.51) (7,675.89)	(7,675.89)
91282CPN5	UNITED STATES TREASURY 3.5 11/30/2030	12/09/2025 12/10/2025 150,000.00	148,208.17 0.00 0.00 148,236.62	908.65 0.00 1,312.50 403.85	28.46 0.00 28.46 432.30	432.30
91282CPP0	UNITED STATES TREASURY 3.5 12/15/2028	01/29/2026 01/30/2026 250,000.00	249,171.50 0.00 0.00 249,193.64	1,153.85 0.00 1,826.92 673.08	22.14 0.00 22.14 695.21	695.21
91282CPR6	UNITED STATES TREASURY 3.625 12/31/2030	01/29/2026 01/30/2026 350,000.00	347,036.50 0.00 0.00 347,082.76	1,121.55 0.00 2,102.90 981.35	46.25 0.00 46.25 1,027.61	1,027.61

INCOME EARNED



City of Campbell | Account #11214 | As of February 28, 2026

Cusip	Security Description	Trade Date Settle Date Units	Book Value: Begin Book Value: Acq Book Value: Disp Book Value: End	Prior Accrued Inc. Received Ending Accrued Total Interest	Accr. Of Discount Amort. Of Premium Net Accret/Amort Income Earned	Total Income
92826CAZ5	VISA INC 4.1 02/12/2031	02/03/2026 02/12/2026 140,000.00	0.00 139,812.40 0.00 139,814.15	0.00 0.00 302.94 302.94	1.75 0.00 1.75 304.69	304.69
92970QAE5	WFCIT 2024-2 A 4.29 10/15/2029	10/17/2024 10/24/2024 110,000.00	109,987.83 0.00 0.00 109,988.09	209.73 393.25 209.73 393.25	0.25 0.00 0.25 393.50	393.50
931142FN8	WALMART INC 4.35 04/28/2030	04/23/2025 04/28/2025 185,000.00	184,728.85 0.00 0.00 184,733.76	2,078.94 0.00 2,749.56 670.63	4.91 0.00 4.91 675.53	675.53
Total Fixed Income			20,966,417.30 339,823.73 (249,197.61) 21,060,000.89	179,911.24 72,697.67 159,681.86 52,468.29	5,011.52 (2,054.05) 2,957.47 55,425.76	55,425.76
TOTAL PORTFOLIO			21,055,385.76 633,182.42 (568,603.93) 21,136,411.21	179,911.24 74,482.34 159,681.86 54,252.96	5,011.52 (2,054.05) 2,957.47 57,210.43	57,210.43

CASH FLOW REPORT



City of Campbell | Account #11214 | As of February 28, 2026

Payment Date	Transaction Type	CUSIP	Quantity	Security Description	Principal Amount	Income	Total Amount
MARCH 2026							
03/02/2026	Coupon	91282CNX5	0.00	UNITED STATES TREASURY 3.625 08/31/2030		9,062.50	9,062.50
03/02/2026	Coupon	91282CLK5	0.00	UNITED STATES TREASURY 3.625 08/31/2029		7,250.00	7,250.00
03/02/2026	Coupon	91282CKD2	0.00	UNITED STATES TREASURY 4.25 02/28/2029		7,968.75	7,968.75
03/02/2026	Coupon	91282CGP0	0.00	UNITED STATES TREASURY 4.0 02/29/2028		7,500.00	7,500.00
03/02/2026	Dividend	262006208	0.00	DREYFUS GVT CM INST	320.92		320.92
03/09/2026	Coupon	3130B7QM9	500,000.00	FEDERAL HOME LOAN BANKS 3.5 09/09/2027		8,652.78	8,652.78
03/16/2026	Coupon	00287YDY2	125,000.00	ABBVIE INC 4.65 03/15/2028		2,906.25	2,906.25
03/16/2026	Coupon	02582JKP4	170,000.00	AMXCA 2025-2 A 4.28 04/15/2030		606.33	606.33
03/16/2026	Coupon	02589BAE0	200,000.00	AMXCA 2024-3 A 4.65 07/15/2027		775.00	775.00
03/16/2026	Coupon	34535VAD6	120,000.00	FORDO 2024-D A3 4.61 08/15/2029		461.00	461.00
03/16/2026	Coupon	362955AD8	80,000.00	GMCAR 2025-1 A3 4.62 12/17/2029		308.00	308.00
03/16/2026	Coupon	38014AAD3	60,000.00	GMCAR 2024-4 A3 4.4 08/16/2029		220.00	220.00
03/16/2026	Coupon	44935XAD7	80,000.00	HART 2025-B A3 4.36 12/17/2029		290.67	290.67
03/16/2026	Coupon	47800DAD6	100,000.00	JDOT 2025 A3 4.23 09/17/2029		352.50	352.50
03/16/2026	Coupon	47800RAD5	171,955.78	JDOT 2024 A3 4.96 11/15/2028		710.75	710.75
03/16/2026	Principal Paydown	47800RAD5	171,955.78	JDOT 2024 A3 4.96 11/15/2028	7,689.80		7,689.80
03/16/2026	Coupon	571748CA8	250,000.00	MARSH & MCLENNAN COMPANIES INC 4.65 03/15/2030		5,812.50	5,812.50
03/16/2026	Coupon	58770YAD3	60,000.00	MBALT 2026-A A3 3.93 01/15/2030		196.50	196.50
03/16/2026	Coupon	58773DAD6	115,000.00	MBART 2025-1 A3 4.78 12/17/2029		458.08	458.08
03/16/2026	Coupon	891940AC2	38,710.71	TAOT 2023-A A3 4.63 09/15/2027		150.10	150.10
03/16/2026	Principal Paydown	891940AC2	38,710.71	TAOT 2023-A A3 4.63 09/15/2027	5,862.08		5,862.08
03/16/2026	Coupon	89231HAD8	65,000.00	TAOT 2025-B A3 4.34 11/15/2029		235.08	235.08
03/16/2026	Coupon	89239TAD4	60,000.00	TAOT 2024-D A3 4.4 06/15/2029		220.00	220.00
03/16/2026	Coupon	91282CKE0	350,000.00	UNITED STATES TREASURY 4.25 03/15/2027		7,437.50	7,437.50
03/16/2026	Coupon	92970QAE5	110,000.00	WFCIT 2024-2 A 4.29 10/15/2029		393.25	393.25
03/20/2026	Coupon	362962AD4	95,000.00	GMALT 2025-2 A3 4.58 05/22/2028		362.58	362.58
03/20/2026	Coupon	379965AD8	90,000.00	GMALT 2025-3 A3 4.17 08/21/2028		312.75	312.75
03/20/2026	Coupon	459058LR2	125,000.00	INTERNATIONAL BANK FOR RECONSTRUCTION AND DEVELOPM 4.125 03/20/2030		2,578.13	2,578.13
03/25/2026	Coupon	096919AD7	340,789.49	BMWOT 2024-A A3 5.18 02/26/2029		1,471.07	1,471.07

CASH FLOW REPORT



City of Campbell | Account #11214 | As of February 28, 2026

Payment Date	Transaction Type	CUSIP	Quantity	Security Description	Principal Amount	Income	Total Amount
03/25/2026	Principal Paydown	096919AD7	340,789.49	BMWOT 2024-A A3 5.18 02/26/2029	2,742.40		2,742.40
03/25/2026	Coupon	3137F62M8	250,000.00	FHMS K-118 A2 1.493 09/25/2030		311.04	311.04
03/25/2026	Coupon	3137F83Q4	250,000.00	FHMS K-121 A2 1.547 10/25/2030		322.29	322.29
03/25/2026	Coupon	3137FJEH8	250,000.00	FHMS K-081 A2 3.9 08/25/2028		812.50	812.50
03/25/2026	Coupon	3137FJKE8	250,000.00	FHMS K-082 A2 3.92 09/25/2028		816.67	816.67
03/25/2026	Coupon	3137FKSH0	150,000.00	FHMS K-086 A2 3.859 11/25/2028		482.38	482.38
03/25/2026	Coupon	3137FLN91	300,000.00	FHMS K-091 A2 3.505 03/25/2029		876.25	876.25
03/25/2026	Coupon	3137FMCR1	147,560.65	FHMS K-093 A2 2.982 05/25/2029		366.69	366.69
03/25/2026	Principal Paydown	3137FMCR1	147,560.65	FHMS K-093 A2 2.982 05/25/2029	207.13		207.13
03/25/2026	Coupon	3137FNAE0	250,000.00	FHMS K-095 A2 2.785 06/25/2029		580.21	580.21
03/25/2026	Coupon	3137FPHK4	300,000.00	FHMS K-098 A2 2.425 08/25/2029		606.25	606.25
03/25/2026	Coupon	3137FRUJ8	275,000.00	FHMS K-105 A2 1.872 01/25/2030		429.00	429.00
03/31/2026	Coupon	91282CFM8	350,000.00	UNITED STATES TREASURY 4.125 09/30/2027		7,218.75	7,218.75
03/31/2026	Coupon	91282CKG5	350,000.00	UNITED STATES TREASURY 4.125 03/31/2029		7,218.75	7,218.75
03/31/2026	Coupon	91282CLN9	400,000.00	UNITED STATES TREASURY 3.5 09/30/2029		7,000.00	7,000.00
03/31/2026	Coupon	91282CMU2	300,000.00	UNITED STATES TREASURY 4.0 03/31/2030		6,000.00	6,000.00
March 2026 Total					16,822.33	99,732.86	116,555.18
APRIL 2026							
04/15/2026	Coupon	02582JKP4	170,000.00	AMXCA 2025-2 A 4.28 04/15/2030		606.33	606.33
04/15/2026	Coupon	02589BAE0	200,000.00	AMXCA 2024-3 A 4.65 07/15/2027		775.00	775.00
04/15/2026	Coupon	34535VAD6	120,000.00	FORDO 2024-D A3 4.61 08/15/2029		461.00	461.00
04/15/2026	Coupon	44935XAD7	80,000.00	HART 2025-B A3 4.36 12/17/2029		290.67	290.67
04/15/2026	Coupon	47800DAD6	100,000.00	JDOT 2025 A3 4.23 09/17/2029		352.50	352.50
04/15/2026	Coupon	47800RAD5	171,955.78	JDOT 2024 A3 4.96 11/15/2028		678.97	678.97
04/15/2026	Principal Paydown	47800RAD5	171,955.78	JDOT 2024 A3 4.96 11/15/2028	9,672.29		9,672.29
04/15/2026	Coupon	58770YAD3	60,000.00	MBALT 2026-A A3 3.93 01/15/2030		196.50	196.50
04/15/2026	Coupon	58773DAD6	115,000.00	MBART 2025-1 A3 4.78 12/17/2029		458.08	458.08
04/15/2026	Coupon	891940AC2	38,710.71	TAOT 2023-A A3 4.63 09/15/2027		127.49	127.49
04/15/2026	Principal Paydown	891940AC2	38,710.71	TAOT 2023-A A3 4.63 09/15/2027	5,984.37		5,984.37
04/15/2026	Coupon	89231HAD8	65,000.00	TAOT 2025-B A3 4.34 11/15/2029		235.08	235.08
04/15/2026	Coupon	89239TAD4	60,000.00	TAOT 2024-D A3 4.4 06/15/2029		220.00	220.00
04/15/2026	Coupon	91282CJC6	375,000.00	UNITED STATES TREASURY 4.625 10/15/2026		8,671.88	8,671.88

CASH FLOW REPORT



City of Campbell | Account #11214 | As of February 28, 2026

Payment Date	Transaction Type	CUSIP	Quantity	Security Description	Principal Amount	Income	Total Amount
04/15/2026	Coupon	92970QAE5	110,000.00	WFCIT 2024-2 A 4.29 10/15/2029		393.25	393.25
04/16/2026	Coupon	362955AD8	80,000.00	GMCAR 2025-1 A3 4.62 12/17/2029		308.00	308.00
04/16/2026	Coupon	38014AAD3	60,000.00	GMCAR 2024-4 A3 4.4 08/16/2029		220.00	220.00
04/16/2026	Coupon	459058LN1	350,000.00	INTERNATIONAL BANK FOR RECONSTRUCTION AND DEVELOPM 3.875 10/16/2029		6,781.25	6,781.25
04/20/2026	Coupon	362962AD4	95,000.00	GMALT 2025-2 A3 4.58 05/22/2028		362.58	362.58
04/20/2026	Coupon	379965AD8	90,000.00	GMALT 2025-3 A3 4.17 08/21/2028		312.75	312.75
04/20/2026	Coupon	61748UAK8	155,000.00	MORGAN STANLEY 4.133 10/18/2029		3,131.90	3,131.90
04/21/2026	Coupon	38141GD27	105,000.00	GOLDMAN SACHS GROUP INC 4.153 10/21/2029		2,180.33	2,180.33
04/22/2026	Coupon	857477CP6	250,000.00	STATE STREET CORP 4.33 10/22/2027		5,412.50	5,412.50
04/27/2026	Coupon	06051GLG2	150,000.00	BANK OF AMERICA CORP 5.202 04/25/2029		3,901.50	3,901.50
04/27/2026	Coupon	096919AD7	340,789.49	BMWOT 2024-A A3 5.18 02/26/2029		1,459.24	1,459.24
04/27/2026	Principal Paydown	096919AD7	340,789.49	BMWOT 2024-A A3 5.18 02/26/2029	20,390.34		20,390.34
04/27/2026	Coupon	3137F62M8	250,000.00	FHMS K-118 A2 1.493 09/25/2030		311.04	311.04
04/27/2026	Coupon	3137F83Q4	250,000.00	FHMS K-121 A2 1.547 10/25/2030		322.29	322.29
04/27/2026	Coupon	3137FJEH8	250,000.00	FHMS K-081 A2 3.9 08/25/2028		812.50	812.50
04/27/2026	Coupon	3137FJKE8	250,000.00	FHMS K-082 A2 3.92 09/25/2028		816.67	816.67
04/27/2026	Coupon	3137FKSH0	150,000.00	FHMS K-086 A2 3.859 11/25/2028		482.38	482.38
04/27/2026	Coupon	3137FLN91	300,000.00	FHMS K-091 A2 3.505 03/25/2029		876.25	876.25
04/27/2026	Coupon	3137FMCR1	147,560.65	FHMS K-093 A2 2.982 05/25/2029		366.17	366.17
04/27/2026	Principal Paydown	3137FMCR1	147,560.65	FHMS K-093 A2 2.982 05/25/2029	166.61		166.61
04/27/2026	Coupon	3137FNAE0	250,000.00	FHMS K-095 A2 2.785 06/25/2029		580.21	580.21
04/27/2026	Coupon	3137FPHK4	300,000.00	FHMS K-098 A2 2.425 08/25/2029		606.25	606.25
04/27/2026	Coupon	3137FRUJ8	275,000.00	FHMS K-105 A2 1.872 01/25/2030		429.00	429.00
04/28/2026	Coupon	931142FN8	185,000.00	WALMART INC 4.35 04/28/2030		4,023.75	4,023.75
04/30/2026	Coupon	91282CJF9	375,000.00	UNITED STATES TREASURY 4.875 10/31/2028		9,140.63	9,140.63
04/30/2026	Coupon	91282CKP5	375,000.00	UNITED STATES TREASURY 4.625 04/30/2029		8,671.88	8,671.88
04/30/2026	Coupon	91282CLR0	400,000.00	UNITED STATES TREASURY 4.125 10/31/2029		8,250.00	8,250.00
04/30/2026	Coupon	91282CMZ1	500,000.00	UNITED STATES TREASURY 3.875 04/30/2030		9,687.50	9,687.50
April 2026 Total					36,213.60	82,913.29	119,126.90
MAY 2026							

CASH FLOW REPORT



City of Campbell | Account #11214 | As of February 28, 2026

Payment Date	Transaction Type	CUSIP	Quantity	Security Description	Principal Amount	Income	Total Amount
05/08/2026	Coupon	69371RT71	230,000.00	PACCAR FINANCIAL CORP 4.55 05/08/2030		5,232.50	5,232.50
05/15/2026	Coupon	02582JKP4	170,000.00	AMXCA 2025-2 A 4.28 04/15/2030		606.33	606.33
05/15/2026	Coupon	02589BAE0	200,000.00	AMXCA 2024-3 A 4.65 07/15/2027		775.00	775.00
05/15/2026	Coupon	14913UUAU4	250,000.00	CATERPILLAR FINANCIAL SERVICES CORP 4.7 11/15/2029		5,875.00	5,875.00
05/15/2026	Coupon	30303MAB8	250,000.00	META PLATFORMS INC 4.2 11/15/2030		5,600.00	5,600.00
05/15/2026	Coupon	34535VAD6	120,000.00	FORDO 2024-D A3 4.61 08/15/2029		461.00	461.00
05/15/2026	Coupon	44935XAD7	80,000.00	HART 2025-B A3 4.36 12/17/2029		290.67	290.67
05/15/2026	Coupon	47800DAD6	100,000.00	JDOT 2025 A3 4.23 09/17/2029		352.50	352.50
05/15/2026	Coupon	47800RAD5	171,955.78	JDOT 2024 A3 4.96 11/15/2028		638.99	638.99
05/15/2026	Principal Paydown	47800RAD5	171,955.78	JDOT 2024 A3 4.96 11/15/2028	9,319.10		9,319.10
05/15/2026	Coupon	58770YAD3	60,000.00	MBALT 2026-A A3 3.93 01/15/2030		196.50	196.50
05/15/2026	Coupon	58773DAD6	115,000.00	MBART 2025-1 A3 4.78 12/17/2029		458.08	458.08
05/15/2026	Coupon	891940AC2	38,710.71	TAOT 2023-A A3 4.63 09/15/2027		104.40	104.40
05/15/2026	Principal Paydown	891940AC2	38,710.71	TAOT 2023-A A3 4.63 09/15/2027	5,783.55		5,783.55
05/15/2026	Coupon	89231HAD8	65,000.00	TAOT 2025-B A3 4.34 11/15/2029		235.08	235.08
05/15/2026	Coupon	89239TAD4	60,000.00	TAOT 2024-D A3 4.4 06/15/2029		220.00	220.00
05/15/2026	Coupon	92970QAE5	110,000.00	WFCIT 2024-2 A 4.29 10/15/2029		393.25	393.25
05/18/2026	Coupon	362955AD8	80,000.00	GMCAR 2025-1 A3 4.62 12/17/2029		308.00	308.00
05/18/2026	Coupon	38014AAD3	60,000.00	GMCAR 2024-4 A3 4.4 08/16/2029		220.00	220.00
05/20/2026	Coupon	362962AD4	95,000.00	GMALT 2025-2 A3 4.58 05/22/2028		362.58	362.58
05/20/2026	Coupon	379965AD8	90,000.00	GMALT 2025-3 A3 4.17 08/21/2028		312.75	312.75
05/25/2026	Coupon	096919AD7	340,789.49	BMWOT 2024-A A3 5.18 02/26/2029		1,371.22	1,371.22
05/25/2026	Principal Paydown	096919AD7	340,789.49	BMWOT 2024-A A3 5.18 02/26/2029	19,596.05		19,596.05
05/25/2026	Coupon	3137F62M8	250,000.00	FHMS K-118 A2 1.493 09/25/2030		311.04	311.04
05/25/2026	Coupon	3137F83Q4	250,000.00	FHMS K-121 A2 1.547 10/25/2030		322.29	322.29
05/25/2026	Coupon	3137FJEH8	250,000.00	FHMS K-081 A2 3.9 08/25/2028		812.50	812.50
05/25/2026	Coupon	3137FJKE8	250,000.00	FHMS K-082 A2 3.92 09/25/2028		816.67	816.67
05/25/2026	Coupon	3137FKSH0	150,000.00	FHMS K-086 A2 3.859 11/25/2028		482.38	482.38
05/25/2026	Coupon	3137FLN91	300,000.00	FHMS K-091 A2 3.505 03/25/2029		876.25	876.25
05/25/2026	Coupon	3137FMCR1	147,560.65	FHMS K-093 A2 2.982 05/25/2029		365.76	365.76
05/25/2026	Principal Paydown	3137FMCR1	147,560.65	FHMS K-093 A2 2.982 05/25/2029	180.58		180.58

CASH FLOW REPORT



City of Campbell | Account #11214 | As of February 28, 2026

Payment Date	Transaction Type	CUSIP	Quantity	Security Description	Principal Amount	Income	Total Amount
05/25/2026	Coupon	3137FNAE0	250,000.00	FHMS K-095 A2 2.785 06/25/2029		580.21	580.21
05/25/2026	Coupon	3137FPHK4	300,000.00	FHMS K-098 A2 2.425 08/25/2029		606.25	606.25
05/25/2026	Coupon	3137FRUJ8	275,000.00	FHMS K-105 A2 1.872 01/25/2030		429.00	429.00
05/26/2026	Final Maturity	62479MES8	350,000.00	MUFG Bank, Ltd., New York Branch 05/26/2026	350,000.00		350,000.00
May 2026 Total					384,879.29	29,616.20	414,495.48
JUNE 2026							
06/01/2026	Coupon	91282CMA6	400,000.00	UNITED STATES TREASURY 4.125 11/30/2029		8,250.00	8,250.00
06/01/2026	Coupon	91282CNG2	350,000.00	UNITED STATES TREASURY 4.0 05/31/2030		7,000.00	7,000.00
06/01/2026	Coupon	91282CPN5	150,000.00	UNITED STATES TREASURY 3.5 11/30/2030		2,625.00	2,625.00
06/11/2026	Coupon	24422EXT1	225,000.00	JOHN DEERE CAPITAL CORP 4.85 06/11/2029		5,456.25	5,456.25
06/15/2026	Coupon	02582JKP4	170,000.00	AMXCA 2025-2 A 4.28 04/15/2030		606.33	606.33
06/15/2026	Coupon	02589BAE0	200,000.00	AMXCA 2024-3 A 4.65 07/15/2027		775.00	775.00
06/15/2026	Coupon	06406RBG1	225,000.00	BANK OF NEW YORK MELLON CORP 3.992 06/13/2028		4,491.00	4,491.00
06/15/2026	Coupon	34535VAD6	120,000.00	FORDO 2024-D A3 4.61 08/15/2029		461.00	461.00
06/15/2026	Coupon	44935XAD7	80,000.00	HART 2025-B A3 4.36 12/17/2029		290.67	290.67
06/15/2026	Coupon	47800DAD6	100,000.00	JDOT 2025 A3 4.23 09/17/2029		352.50	352.50
06/15/2026	Coupon	47800RAD5	171,955.78	JDOT 2024 A3 4.96 11/15/2028		600.47	600.47
06/15/2026	Principal Paydown	47800RAD5	171,955.78	JDOT 2024 A3 4.96 11/15/2028	8,359.11		8,359.11
06/15/2026	Coupon	58770YAD3	60,000.00	MBALT 2026-A A3 3.93 01/15/2030		196.50	196.50
06/15/2026	Coupon	58773DAD6	115,000.00	MBART 2025-1 A3 4.78 12/17/2029		458.08	458.08
06/15/2026	Coupon	891940AC2	38,710.71	TAOT 2023-A A3 4.63 09/15/2027		82.08	82.08
06/15/2026	Principal Paydown	891940AC2	38,710.71	TAOT 2023-A A3 4.63 09/15/2027	5,676.45		5,676.45
06/15/2026	Coupon	89231HAD8	65,000.00	TAOT 2025-B A3 4.34 11/15/2029		235.08	235.08
06/15/2026	Coupon	89239TAD4	60,000.00	TAOT 2024-D A3 4.4 06/15/2029		220.00	220.00
06/15/2026	Principal Paydown	89239TAD4	60,000.00	TAOT 2024-D A3 4.4 06/15/2029	1,376.83		1,376.83
06/15/2026	Coupon	91282CPP0	250,000.00	UNITED STATES TREASURY 3.5 12/15/2028		4,375.00	4,375.00
06/15/2026	Coupon	92970QAE5	110,000.00	WFCIT 2024-2 A 4.29 10/15/2029		393.25	393.25
06/16/2026	Coupon	362955AD8	80,000.00	GMCAR 2025-1 A3 4.62 12/17/2029		308.00	308.00
06/16/2026	Coupon	38014AAD3	60,000.00	GMCAR 2024-4 A3 4.4 08/16/2029		220.00	220.00
06/16/2026	Principal Paydown	38014AAD3	60,000.00	GMCAR 2024-4 A3 4.4 08/16/2029	258.43		258.43
06/22/2026	Coupon	362962AD4	95,000.00	GMALT 2025-2 A3 4.58 05/22/2028		362.58	362.58

CASH FLOW REPORT



City of Campbell | Account #11214 | As of February 28, 2026

Payment Date	Transaction Type	CUSIP	Quantity	Security Description	Principal Amount	Income	Total Amount
06/22/2026	Coupon	379965AD8	90,000.00	GMALT 2025-3 A3 4.17 08/21/2028		312.75	312.75
06/25/2026	Coupon	096919AD7	340,789.49	BMWOT 2024-A A3 5.18 02/26/2029		1,286.63	1,286.63
06/25/2026	Principal Paydown	096919AD7	340,789.49	BMWOT 2024-A A3 5.18 02/26/2029	19,364.40		19,364.40
06/25/2026	Coupon	3137F62M8	250,000.00	FHMS K-118 A2 1.493 09/25/2030		311.04	311.04
06/25/2026	Coupon	3137F83Q4	250,000.00	FHMS K-121 A2 1.547 10/25/2030		322.29	322.29
06/25/2026	Coupon	3137FJEH8	250,000.00	FHMS K-081 A2 3.9 08/25/2028		812.50	812.50
06/25/2026	Coupon	3137FJKE8	250,000.00	FHMS K-082 A2 3.92 09/25/2028		816.67	816.67
06/25/2026	Coupon	3137FKSH0	150,000.00	FHMS K-086 A2 3.859 11/25/2028		482.38	482.38
06/25/2026	Coupon	3137FLN91	300,000.00	FHMS K-091 A2 3.505 03/25/2029		876.25	876.25
06/25/2026	Coupon	3137FMCR1	147,560.65	FHMS K-093 A2 2.982 05/25/2029		365.31	365.31
06/25/2026	Principal Paydown	3137FMCR1	147,560.65	FHMS K-093 A2 2.982 05/25/2029	167.41		167.41
06/25/2026	Coupon	3137FNAE0	250,000.00	FHMS K-095 A2 2.785 06/25/2029		580.21	580.21
06/25/2026	Coupon	3137FPHK4	300,000.00	FHMS K-098 A2 2.425 08/25/2029		606.25	606.25
06/25/2026	Coupon	3137FRUJ8	275,000.00	FHMS K-105 A2 1.872 01/25/2030		429.00	429.00
06/30/2026	Coupon	91282CEV9	350,000.00	UNITED STATES TREASURY 3.25 06/30/2029		5,687.50	5,687.50
06/30/2026	Coupon	91282CHK0	350,000.00	UNITED STATES TREASURY 4.0 06/30/2028		7,000.00	7,000.00
06/30/2026	Coupon	91282CMD0	400,000.00	UNITED STATES TREASURY 4.375 12/31/2029		8,750.00	8,750.00
06/30/2026	Coupon	91282CNK3	325,000.00	UNITED STATES TREASURY 3.875 06/30/2030		6,296.88	6,296.88
06/30/2026	Coupon	91282CPR6	350,000.00	UNITED STATES TREASURY 3.625 12/31/2030		6,343.75	6,343.75
June 2026 Total					35,202.64	79,038.20	114,240.84
JULY 2026							
07/09/2026	Coupon	89236TNA9	170,000.00	TOYOTA MOTOR CREDIT CORP 4.95 01/09/2030		4,207.50	4,207.50
07/15/2026	Coupon	02582JKP4	170,000.00	AMXCA 2025-2 A 4.28 04/15/2030		606.33	606.33
07/15/2026	Coupon	02589BAE0	200,000.00	AMXCA 2024-3 A 4.65 07/15/2027		775.00	775.00
07/15/2026	Coupon	34535VAD6	120,000.00	FORDO 2024-D A3 4.61 08/15/2029		461.00	461.00
07/15/2026	Coupon	44935XAD7	80,000.00	HART 2025-B A3 4.36 12/17/2029		290.67	290.67
07/15/2026	Coupon	47800DAD6	100,000.00	JDOT 2025 A3 4.23 09/17/2029		352.50	352.50
07/15/2026	Coupon	47800RAD5	171,955.78	JDOT 2024 A3 4.96 11/15/2028		565.92	565.92
07/15/2026	Principal Paydown	47800RAD5	171,955.78	JDOT 2024 A3 4.96 11/15/2028	8,645.57		8,645.57
07/15/2026	Coupon	58770YAD3	60,000.00	MBALT 2026-A A3 3.93 01/15/2030		196.50	196.50
07/15/2026	Coupon	58773DAD6	115,000.00	MBART 2025-1 A3 4.78 12/17/2029		458.08	458.08
07/15/2026	Coupon	74340XCQ2	250,000.00	PROLOGIS LP 4.75 01/15/2031		5,937.50	5,937.50

CASH FLOW REPORT



City of Campbell | Account #11214 | As of February 28, 2026

Payment Date	Transaction Type	CUSIP	Quantity	Security Description	Principal Amount	Income	Total Amount
07/15/2026	Coupon	891940AC2	38,710.71	TAOT 2023-A A3 4.63 09/15/2027		60.18	60.18
07/15/2026	Principal Paydown	891940AC2	38,710.71	TAOT 2023-A A3 4.63 09/15/2027	5,547.20		5,547.20
07/15/2026	Coupon	89231HAD8	65,000.00	TAOT 2025-B A3 4.34 11/15/2029		235.08	235.08
07/15/2026	Coupon	89239TAD4	60,000.00	TAOT 2024-D A3 4.4 06/15/2029		214.95	214.95
07/15/2026	Principal Paydown	89239TAD4	60,000.00	TAOT 2024-D A3 4.4 06/15/2029	3,275.13		3,275.13
07/15/2026	Coupon	91282CKZ3	375,000.00	UNITED STATES TREASURY 4.375 07/15/2027		8,203.13	8,203.13
07/15/2026	Coupon	92970QAE5	110,000.00	WFCIT 2024-2 A 4.29 10/15/2029		393.25	393.25
07/16/2026	Coupon	362955AD8	80,000.00	GMCAR 2025-1 A3 4.62 12/17/2029		308.00	308.00
07/16/2026	Coupon	38014AAD3	60,000.00	GMCAR 2024-4 A3 4.4 08/16/2029		219.05	219.05
07/16/2026	Principal Paydown	38014AAD3	60,000.00	GMCAR 2024-4 A3 4.4 08/16/2029	3,100.17		3,100.17
07/20/2026	Coupon	025816EJ4	170,000.00	AMERICAN EXPRESS CO 4.351 07/20/2029		3,698.35	3,698.35
07/20/2026	Coupon	362962AD4	95,000.00	GMALT 2025-2 A3 4.58 05/22/2028		362.58	362.58
07/20/2026	Coupon	379965AD8	90,000.00	GMALT 2025-3 A3 4.17 08/21/2028		312.75	312.75
07/24/2026	Coupon	06051GMK2	150,000.00	BANK OF AMERICA CORP 4.979 01/24/2029		3,734.25	3,734.25
07/24/2026	Coupon	46647PEU6	115,000.00	JPMORGAN CHASE & CO 4.915 01/24/2029		2,826.13	2,826.13
07/27/2026	Coupon	06368MJG0	100,000.00	BANK OF MONTREAL 5.004 01/27/2029		2,502.00	2,502.00
07/27/2026	Coupon	096919AD7	340,789.49	BMWOT 2024-A A3 5.18 02/26/2029		1,203.04	1,203.04
07/27/2026	Principal Paydown	096919AD7	340,789.49	BMWOT 2024-A A3 5.18 02/26/2029	18,979.86		18,979.86
07/27/2026	Coupon	3137F62M8	250,000.00	FHMS K-118 A2 1.493 09/25/2030		311.04	311.04
07/27/2026	Coupon	3137F83Q4	250,000.00	FHMS K-121 A2 1.547 10/25/2030		322.29	322.29
07/27/2026	Coupon	3137FJEH8	250,000.00	FHMS K-081 A2 3.9 08/25/2028		812.50	812.50
07/27/2026	Coupon	3137FJKE8	250,000.00	FHMS K-082 A2 3.92 09/25/2028		816.67	816.67
07/27/2026	Coupon	3137FKSH0	150,000.00	FHMS K-086 A2 3.859 11/25/2028		482.38	482.38
07/27/2026	Coupon	3137FLN91	300,000.00	FHMS K-091 A2 3.505 03/25/2029		876.25	876.25
07/27/2026	Coupon	3137FMCR1	147,560.65	FHMS K-093 A2 2.982 05/25/2029		364.89	364.89
07/27/2026	Principal Paydown	3137FMCR1	147,560.65	FHMS K-093 A2 2.982 05/25/2029	181.31		181.31
07/27/2026	Coupon	3137FNAE0	250,000.00	FHMS K-095 A2 2.785 06/25/2029		580.21	580.21
07/27/2026	Coupon	3137FPHK4	300,000.00	FHMS K-098 A2 2.425 08/25/2029		606.25	606.25
07/27/2026	Coupon	3137FRUJ8	275,000.00	FHMS K-105 A2 1.872 01/25/2030		429.00	429.00
07/27/2026	Coupon	46647PDG8	150,000.00	JPMORGAN CHASE & CO 4.851 07/25/2028		3,638.25	3,638.25
07/31/2026	Coupon	89115A3E0	225,000.00	TORONTO-DOMINION BANK 4.861 01/31/2028		5,468.63	5,468.63
07/31/2026	Coupon	91282CLC3	350,000.00	UNITED STATES TREASURY 4.0 07/31/2029		7,000.00	7,000.00

CASH FLOW REPORT



City of Campbell | Account #11214 | As of February 28, 2026

Payment Date	Transaction Type	CUSIP	Quantity	Security Description	Principal Amount	Income	Total Amount
07/31/2026	Coupon	91282CNN7	225,000.00	UNITED STATES TREASURY 3.875 07/31/2030		4,359.38	4,359.38
July 2026 Total					39,729.23	64,191.47	103,920.69
AUGUST 2026							
08/03/2026	Coupon	13063EGT7	205,000.00	CALIFORNIA STATE 4.5 08/01/2029		4,612.50	4,612.50
08/03/2026	Coupon	756109CW2	250,000.00	REALTY INCOME CORP 3.95 02/01/2029		4,937.50	4,937.50
08/03/2026	Coupon	91159HJK7	200,000.00	US BANCORP 4.653 02/01/2029		4,653.00	4,653.00
08/07/2026	Coupon	63743HFX5	250,000.00	NATIONAL RURAL UTILITIES COOPERATIVE FINANCE CORP 4.95 02/07/2030		6,187.50	6,187.50
08/10/2026	Coupon	89236TMK8	225,000.00	TOYOTA MOTOR CREDIT CORP 4.55 08/09/2029		5,118.75	5,118.75
08/12/2026	Coupon	92826CAZ5	140,000.00	VISA INC 4.1 02/12/2031		2,870.00	2,870.00
08/14/2026	Coupon	532457CQ9	235,000.00	ELI LILLY AND CO 4.2 08/14/2029		4,935.00	4,935.00
08/17/2026	Coupon	02079KBK2	200,000.00	ALPHABET INC 4.1 02/15/2031		4,145.56	4,145.56
08/17/2026	Coupon	02582JKP4	170,000.00	AMXCA 2025-2 A 4.28 04/15/2030		606.33	606.33
08/17/2026	Coupon	02589BAE0	200,000.00	AMXCA 2024-3 A 4.65 07/15/2027		775.00	775.00
08/17/2026	Coupon	26442CAY0	250,000.00	DUKE ENERGY CAROLINAS LLC 2.45 08/15/2029		3,062.50	3,062.50
08/17/2026	Coupon	34535VAD6	120,000.00	FORDO 2024-D A3 4.61 08/15/2029		461.00	461.00
08/17/2026	Coupon	362955AD8	80,000.00	GMCAR 2025-1 A3 4.62 12/17/2029		308.00	308.00
08/17/2026	Principal Paydown	362955AD8	80,000.00	GMCAR 2025-1 A3 4.62 12/17/2029	1,995.60		1,995.60
08/17/2026	Coupon	38014AAD3	60,000.00	GMCAR 2024-4 A3 4.4 08/16/2029		207.69	207.69
08/17/2026	Principal Paydown	38014AAD3	60,000.00	GMCAR 2024-4 A3 4.4 08/16/2029	3,360.02		3,360.02
08/17/2026	Coupon	44935XAD7	80,000.00	HART 2025-B A3 4.36 12/17/2029		290.67	290.67
08/17/2026	Coupon	47800DAD6	100,000.00	JDOT 2025 A3 4.23 09/17/2029		352.50	352.50
08/17/2026	Coupon	47800RAD5	171,955.78	JDOT 2024 A3 4.96 11/15/2028		530.18	530.18
08/17/2026	Principal Paydown	47800RAD5	171,955.78	JDOT 2024 A3 4.96 11/15/2028	8,997.25		8,997.25
08/17/2026	Coupon	58770YAD3	60,000.00	MBALT 2026-A A3 3.93 01/15/2030		196.50	196.50
08/17/2026	Coupon	58773DAD6	115,000.00	MBART 2025-1 A3 4.78 12/17/2029		458.08	458.08
08/17/2026	Coupon	891940AC2	38,710.71	TAOT 2023-A A3 4.63 09/15/2027		38.78	38.78
08/17/2026	Principal Paydown	891940AC2	38,710.71	TAOT 2023-A A3 4.63 09/15/2027	4,467.50		4,467.50
08/17/2026	Coupon	89231HAD8	65,000.00	TAOT 2025-B A3 4.34 11/15/2029		235.08	235.08
08/17/2026	Coupon	89239TAD4	60,000.00	TAOT 2024-D A3 4.4 06/15/2029		202.94	202.94
08/17/2026	Principal Paydown	89239TAD4	60,000.00	TAOT 2024-D A3 4.4 06/15/2029	3,170.60		3,170.60

CASH FLOW REPORT



City of Campbell | Account #11214 | As of February 28, 2026

Payment Date	Transaction Type	CUSIP	Quantity	Security Description	Principal Amount	Income	Total Amount
08/17/2026	Coupon	91282CNU1	250,000.00	UNITED STATES TREASURY 3.625 08/15/2028		4,531.25	4,531.25
08/17/2026	Coupon	92970QAE5	110,000.00	WFCIT 2024-2 A 4.29 10/15/2029		393.25	393.25
08/20/2026	Coupon	362962AD4	95,000.00	GMALT 2025-2 A3 4.58 05/22/2028		362.58	362.58
08/20/2026	Coupon	379965AD8	90,000.00	GMALT 2025-3 A3 4.17 08/21/2028		312.75	312.75
08/24/2026	Coupon	17275RBW1	250,000.00	CISCO SYSTEMS INC 4.55 02/24/2028		5,687.50	5,687.50
08/25/2026	Coupon	096919AD7	340,789.49	BMWOT 2024-A A3 5.18 02/26/2029		1,121.11	1,121.11
08/25/2026	Principal Paydown	096919AD7	340,789.49	BMWOT 2024-A A3 5.18 02/26/2029	18,488.17		18,488.17
08/25/2026	Coupon	3137F62M8	250,000.00	FHMS K-118 A2 1.493 09/25/2030		311.04	311.04
08/25/2026	Coupon	3137F83Q4	250,000.00	FHMS K-121 A2 1.547 10/25/2030		322.29	322.29
08/25/2026	Coupon	3137FJEH8	250,000.00	FHMS K-081 A2 3.9 08/25/2028		812.50	812.50
08/25/2026	Coupon	3137FJKE8	250,000.00	FHMS K-082 A2 3.92 09/25/2028		816.67	816.67
08/25/2026	Coupon	3137FKSH0	150,000.00	FHMS K-086 A2 3.859 11/25/2028		482.38	482.38
08/25/2026	Coupon	3137FLN91	300,000.00	FHMS K-091 A2 3.505 03/25/2029		876.25	876.25
08/25/2026	Coupon	3137FMCR1	147,560.65	FHMS K-093 A2 2.982 05/25/2029		364.44	364.44
08/25/2026	Principal Paydown	3137FMCR1	147,560.65	FHMS K-093 A2 2.982 05/25/2029	168.22		168.22
08/25/2026	Coupon	3137FNAE0	250,000.00	FHMS K-095 A2 2.785 06/25/2029		580.21	580.21
08/25/2026	Coupon	3137FPHK4	300,000.00	FHMS K-098 A2 2.425 08/25/2029		606.25	606.25
08/25/2026	Coupon	3137FRUJ8	275,000.00	FHMS K-105 A2 1.872 01/25/2030		429.00	429.00
08/31/2026	Coupon	91282CGP0	375,000.00	UNITED STATES TREASURY 4.0 02/29/2028		7,500.00	7,500.00
08/31/2026	Coupon	91282CKD2	375,000.00	UNITED STATES TREASURY 4.25 02/28/2029		7,968.75	7,968.75
08/31/2026	Coupon	91282CLK5	400,000.00	UNITED STATES TREASURY 3.625 08/31/2029		7,250.00	7,250.00
08/31/2026	Coupon	91282CNX5	500,000.00	UNITED STATES TREASURY 3.625 08/31/2030		9,062.50	9,062.50
August 2026 Total					40,647.37	94,975.78	135,623.15
SEPTEMBER 2026							
09/09/2026	Coupon	3130B7QM9	500,000.00	FEDERAL HOME LOAN BANKS 3.5 09/09/2027		8,750.00	8,750.00
09/15/2026	Coupon	00287YDY2	125,000.00	ABBVIE INC 4.65 03/15/2028		2,906.25	2,906.25
09/15/2026	Coupon	02582JKP4	170,000.00	AMXCA 2025-2 A 4.28 04/15/2030		606.33	606.33
09/15/2026	Coupon	02589BAE0	200,000.00	AMXCA 2024-3 A 4.65 07/15/2027		775.00	775.00
09/15/2026	Coupon	34535VAD6	120,000.00	FORDO 2024-D A3 4.61 08/15/2029		461.00	461.00
09/15/2026	Principal Paydown	34535VAD6	120,000.00	FORDO 2024-D A3 4.61 08/15/2029	6,290.00		6,290.00
09/15/2026	Coupon	44935XAD7	80,000.00	HART 2025-B A3 4.36 12/17/2029		290.67	290.67
09/15/2026	Coupon	47800DAD6	100,000.00	JDOT 2025 A3 4.23 09/17/2029		352.50	352.50

CASH FLOW REPORT



City of Campbell | Account #11214 | As of February 28, 2026

Payment Date	Transaction Type	CUSIP	Quantity	Security Description	Principal Amount	Income	Total Amount
09/15/2026	Coupon	47800RAD5	171,955.78	JDOT 2024 A3 4.96 11/15/2028		492.99	492.99
09/15/2026	Principal Paydown	47800RAD5	171,955.78	JDOT 2024 A3 4.96 11/15/2028	10,676.03		10,676.03
09/15/2026	Coupon	571748CA8	250,000.00	MARSH & MCLENNAN COMPANIES INC 4.65 03/15/2030		5,812.50	5,812.50
09/15/2026	Coupon	58770YAD3	60,000.00	MBALT 2026-A A3 3.93 01/15/2030		196.50	196.50
09/15/2026	Coupon	58773DAD6	115,000.00	MBART 2025-1 A3 4.78 12/17/2029		458.08	458.08
09/15/2026	Principal Paydown	58773DAD6	115,000.00	MBART 2025-1 A3 4.78 12/17/2029	2,738.22		2,738.22
09/15/2026	Coupon	891940AC2	38,710.71	TAOT 2023-A A3 4.63 09/15/2027		21.54	21.54
09/15/2026	Principal Paydown	891940AC2	38,710.71	TAOT 2023-A A3 4.63 09/15/2027	4,088.44		4,088.44
09/15/2026	Coupon	89231HAD8	65,000.00	TAOT 2025-B A3 4.34 11/15/2029		235.08	235.08
09/15/2026	Coupon	89239TAD4	60,000.00	TAOT 2024-D A3 4.4 06/15/2029		191.32	191.32
09/15/2026	Principal Paydown	89239TAD4	60,000.00	TAOT 2024-D A3 4.4 06/15/2029	3,116.58		3,116.58
09/15/2026	Coupon	91282CKE0	350,000.00	UNITED STATES TREASURY 4.25 03/15/2027		7,437.50	7,437.50
09/15/2026	Coupon	92970QAE5	110,000.00	WFCIT 2024-2 A 4.29 10/15/2029		393.25	393.25
09/16/2026	Coupon	362955AD8	80,000.00	GMCAR 2025-1 A3 4.62 12/17/2029		300.32	300.32
09/16/2026	Principal Paydown	362955AD8	80,000.00	GMCAR 2025-1 A3 4.62 12/17/2029	3,416.56		3,416.56
09/16/2026	Coupon	38014AAD3	60,000.00	GMCAR 2024-4 A3 4.4 08/16/2029		195.37	195.37
09/16/2026	Principal Paydown	38014AAD3	60,000.00	GMCAR 2024-4 A3 4.4 08/16/2029	3,305.45		3,305.45
09/21/2026	Coupon	362962AD4	95,000.00	GMALT 2025-2 A3 4.58 05/22/2028		362.58	362.58
09/21/2026	Coupon	379965AD8	90,000.00	GMALT 2025-3 A3 4.17 08/21/2028		312.75	312.75
09/21/2026	Coupon	459058LR2	125,000.00	INTERNATIONAL BANK FOR RECONSTRUCTION AND DEVELOPM 4.125 03/20/2030		2,578.13	2,578.13
09/25/2026	Coupon	096919AD7	340,789.49	BMWOT 2024-A A3 5.18 02/26/2029		1,041.30	1,041.30
09/25/2026	Principal Paydown	096919AD7	340,789.49	BMWOT 2024-A A3 5.18 02/26/2029	18,156.28		18,156.28
09/25/2026	Coupon	3137F62M8	250,000.00	FHMS K-118 A2 1.493 09/25/2030		311.04	311.04
09/25/2026	Coupon	3137F83Q4	250,000.00	FHMS K-121 A2 1.547 10/25/2030		322.29	322.29
09/25/2026	Coupon	3137FJEH8	250,000.00	FHMS K-081 A2 3.9 08/25/2028		812.50	812.50
09/25/2026	Coupon	3137FJKE8	250,000.00	FHMS K-082 A2 3.92 09/25/2028		816.67	816.67
09/25/2026	Coupon	3137FKSH0	150,000.00	FHMS K-086 A2 3.859 11/25/2028		482.38	482.38
09/25/2026	Coupon	3137FLN91	300,000.00	FHMS K-091 A2 3.505 03/25/2029		876.25	876.25
09/25/2026	Coupon	3137FMCR1	147,560.65	FHMS K-093 A2 2.982 05/25/2029		364.03	364.03
09/25/2026	Principal Paydown	3137FMCR1	147,560.65	FHMS K-093 A2 2.982 05/25/2029	168.60		168.60

CASH FLOW REPORT



City of Campbell | Account #11214 | As of February 28, 2026

Payment Date	Transaction Type	CUSIP	Quantity	Security Description	Principal Amount	Income	Total Amount
09/25/2026	Coupon	3137FNAE0	250,000.00	FHMS K-095 A2 2.785 06/25/2029		580.21	580.21
09/25/2026	Coupon	3137FPHK4	300,000.00	FHMS K-098 A2 2.425 08/25/2029		606.25	606.25
09/25/2026	Coupon	3137FRUJ8	275,000.00	FHMS K-105 A2 1.872 01/25/2030		429.00	429.00
09/30/2026	Coupon	91282CFM8	350,000.00	UNITED STATES TREASURY 4.125 09/30/2027		7,218.75	7,218.75
09/30/2026	Coupon	91282CKG5	350,000.00	UNITED STATES TREASURY 4.125 03/31/2029		7,218.75	7,218.75
09/30/2026	Coupon	91282CLN9	400,000.00	UNITED STATES TREASURY 3.5 09/30/2029		7,000.00	7,000.00
09/30/2026	Coupon	91282CMU2	300,000.00	UNITED STATES TREASURY 4.0 03/31/2030		6,000.00	6,000.00
September 2026 Total					51,956.17	67,209.07	119,165.24
OCTOBER 2026							
10/15/2026	Coupon	02582JKP4	170,000.00	AMXCA 2025-2 A 4.28 04/15/2030		606.33	606.33
10/15/2026	Coupon	02589BAE0	200,000.00	AMXCA 2024-3 A 4.65 07/15/2027		775.00	775.00
10/15/2026	Coupon	34535VAD6	120,000.00	FORDO 2024-D A3 4.61 08/15/2029		436.84	436.84
10/15/2026	Principal Paydown	34535VAD6	120,000.00	FORDO 2024-D A3 4.61 08/15/2029	4,359.86		4,359.86
10/15/2026	Coupon	44935XAD7	80,000.00	HART 2025-B A3 4.36 12/17/2029		290.67	290.67
10/15/2026	Coupon	47800DAD6	100,000.00	JDOT 2025 A3 4.23 09/17/2029		352.50	352.50
10/15/2026	Coupon	47800RAD5	171,955.78	JDOT 2024 A3 4.96 11/15/2028		448.87	448.87
10/15/2026	Principal Paydown	47800RAD5	171,955.78	JDOT 2024 A3 4.96 11/15/2028	9,864.26		9,864.26
10/15/2026	Coupon	58770YAD3	60,000.00	MBALT 2026-A A3 3.93 01/15/2030		196.50	196.50
10/15/2026	Coupon	58773DAD6	115,000.00	MBART 2025-1 A3 4.78 12/17/2029		447.18	447.18
10/15/2026	Principal Paydown	58773DAD6	115,000.00	MBART 2025-1 A3 4.78 12/17/2029	5,637.88		5,637.88
10/15/2026	Coupon	891940AC2	38,710.71	TAOT 2023-A A3 4.63 09/15/2027		5.77	5.77
10/15/2026	Effective Maturity	891940AC2	38,710.71	TAOT 2023-A A3 4.63 09/15/2027	1,494.34		1,494.34
10/15/2026	Coupon	89231HAD8	65,000.00	TAOT 2025-B A3 4.34 11/15/2029		235.08	235.08
10/15/2026	Coupon	89239TAD4	60,000.00	TAOT 2024-D A3 4.4 06/15/2029		179.89	179.89
10/15/2026	Principal Paydown	89239TAD4	60,000.00	TAOT 2024-D A3 4.4 06/15/2029	3,000.78		3,000.78
10/15/2026	Coupon	91282CJC6	375,000.00	UNITED STATES TREASURY 4.625 10/15/2026		8,671.88	8,671.88
10/15/2026	Final Maturity	91282CJC6	375,000.00	UNITED STATES TREASURY 4.625 10/15/2026	375,000.00		375,000.00
10/15/2026	Coupon	92970QAE5	110,000.00	WFCIT 2024-2 A 4.29 10/15/2029		393.25	393.25
10/16/2026	Coupon	362955AD8	80,000.00	GMCAR 2025-1 A3 4.62 12/17/2029		287.16	287.16
10/16/2026	Principal Paydown	362955AD8	80,000.00	GMCAR 2025-1 A3 4.62 12/17/2029	4,231.46		4,231.46
10/16/2026	Coupon	38014AAD3	60,000.00	GMCAR 2024-4 A3 4.4 08/16/2029		183.25	183.25

CASH FLOW REPORT



City of Campbell | Account #11214 | As of February 28, 2026

Payment Date	Transaction Type	CUSIP	Quantity	Security Description	Principal Amount	Income	Total Amount
10/16/2026	Principal Paydown	38014AAD3	60,000.00	GMCAR 2024-4 A3 4.4 08/16/2029	3,180.19		3,180.19
10/16/2026	Coupon	459058LN1	350,000.00	INTERNATIONAL BANK FOR RECONSTRUCTION AND DEVELOPM 3.875 10/16/2029		6,781.25	6,781.25
10/19/2026	Coupon	61748UAK8	155,000.00	MORGAN STANLEY 4.133 10/18/2029		3,203.08	3,203.08
10/20/2026	Coupon	362962AD4	95,000.00	GMALT 2025-2 A3 4.58 05/22/2028		362.58	362.58
10/20/2026	Principal Paydown	362962AD4	95,000.00	GMALT 2025-2 A3 4.58 05/22/2028	11,223.06		11,223.06
10/20/2026	Coupon	379965AD8	90,000.00	GMALT 2025-3 A3 4.17 08/21/2028		312.75	312.75
10/21/2026	Coupon	38141GD27	105,000.00	GOLDMAN SACHS GROUP INC 4.153 10/21/2029		2,180.33	2,180.33
10/22/2026	Coupon	857477CP6	250,000.00	STATE STREET CORP 4.33 10/22/2027		5,412.50	5,412.50
10/26/2026	Coupon	06051GLG2	150,000.00	BANK OF AMERICA CORP 5.202 04/25/2029		3,901.50	3,901.50
10/26/2026	Coupon	096919AD7	340,789.49	BMWOT 2024-A A3 5.18 02/26/2029		962.93	962.93
10/26/2026	Principal Paydown	096919AD7	340,789.49	BMWOT 2024-A A3 5.18 02/26/2029	16,617.23		16,617.23
10/26/2026	Coupon	3137F62M8	250,000.00	FHMS K-118 A2 1.493 09/25/2030		311.04	311.04
10/26/2026	Coupon	3137F83Q4	250,000.00	FHMS K-121 A2 1.547 10/25/2030		322.29	322.29
10/26/2026	Coupon	3137FJEH8	250,000.00	FHMS K-081 A2 3.9 08/25/2028		812.50	812.50
10/26/2026	Coupon	3137FJKE8	250,000.00	FHMS K-082 A2 3.92 09/25/2028		816.67	816.67
10/26/2026	Coupon	3137FKSH0	150,000.00	FHMS K-086 A2 3.859 11/25/2028		482.38	482.38
10/26/2026	Coupon	3137FLN91	300,000.00	FHMS K-091 A2 3.505 03/25/2029		876.25	876.25
10/26/2026	Coupon	3137FMCR1	147,560.65	FHMS K-093 A2 2.982 05/25/2029		363.61	363.61
10/26/2026	Principal Paydown	3137FMCR1	147,560.65	FHMS K-093 A2 2.982 05/25/2029	182.37		182.37
10/26/2026	Coupon	3137FNAE0	250,000.00	FHMS K-095 A2 2.785 06/25/2029		580.21	580.21
10/26/2026	Coupon	3137FPHK4	300,000.00	FHMS K-098 A2 2.425 08/25/2029		606.25	606.25
10/26/2026	Coupon	3137FRUJ8	275,000.00	FHMS K-105 A2 1.872 01/25/2030		429.00	429.00
10/28/2026	Coupon	931142FN8	185,000.00	WALMART INC 4.35 04/28/2030		4,023.75	4,023.75
October 2026 Total					434,791.43	46,251.00	481,042.43
NOVEMBER 2026							
11/02/2026	Coupon	91282CJF9	375,000.00	UNITED STATES TREASURY 4.875 10/31/2028		9,140.63	9,140.63
11/02/2026	Coupon	91282CKP5	375,000.00	UNITED STATES TREASURY 4.625 04/30/2029		8,671.88	8,671.88
11/02/2026	Coupon	91282CLR0	400,000.00	UNITED STATES TREASURY 4.125 10/31/2029		8,250.00	8,250.00
11/02/2026	Coupon	91282CMZ1	500,000.00	UNITED STATES TREASURY 3.875 04/30/2030		9,687.50	9,687.50
11/09/2026	Coupon	69371RT71	230,000.00	PACCAR FINANCIAL CORP 4.55 05/08/2030		5,232.50	5,232.50

CASH FLOW REPORT



City of Campbell | Account #11214 | As of February 28, 2026

Payment Date	Transaction Type	CUSIP	Quantity	Security Description	Principal Amount	Income	Total Amount
11/16/2026	Coupon	02582JKP4	170,000.00	AMXCA 2025-2 A 4.28 04/15/2030		606.33	606.33
11/16/2026	Coupon	02589BAE0	200,000.00	AMXCA 2024-3 A 4.65 07/15/2027		775.00	775.00
11/16/2026	Coupon	14913UUAU4	250,000.00	CATERPILLAR FINANCIAL SERVICES CORP 4.7 11/15/2029		5,875.00	5,875.00
11/16/2026	Coupon	30303MAB8	250,000.00	META PLATFORMS INC 4.2 11/15/2030		5,250.00	5,250.00
11/16/2026	Coupon	34535VAD6	120,000.00	FORDO 2024-D A3 4.61 08/15/2029		420.09	420.09
11/16/2026	Principal Paydown	34535VAD6	120,000.00	FORDO 2024-D A3 4.61 08/15/2029	6,582.95		6,582.95
11/16/2026	Coupon	362955AD8	80,000.00	GMCAR 2025-1 A3 4.62 12/17/2029		270.87	270.87
11/16/2026	Principal Paydown	362955AD8	80,000.00	GMCAR 2025-1 A3 4.62 12/17/2029	4,152.25		4,152.25
11/16/2026	Coupon	38014AAD3	60,000.00	GMCAR 2024-4 A3 4.4 08/16/2029		171.58	171.58
11/16/2026	Principal Paydown	38014AAD3	60,000.00	GMCAR 2024-4 A3 4.4 08/16/2029	3,120.37		3,120.37
11/16/2026	Coupon	44935XAD7	80,000.00	HART 2025-B A3 4.36 12/17/2029		290.67	290.67
11/16/2026	Coupon	47800DAD6	100,000.00	JDOT 2025 A3 4.23 09/17/2029		352.50	352.50
11/16/2026	Coupon	47800RAD5	171,955.78	JDOT 2024 A3 4.96 11/15/2028		408.09	408.09
11/16/2026	Principal Paydown	47800RAD5	171,955.78	JDOT 2024 A3 4.96 11/15/2028	11,767.57		11,767.57
11/16/2026	Coupon	58770YAD3	60,000.00	MBALT 2026-A A3 3.93 01/15/2030		196.50	196.50
11/16/2026	Coupon	58773DAD6	115,000.00	MBART 2025-1 A3 4.78 12/17/2029		424.72	424.72
11/16/2026	Principal Paydown	58773DAD6	115,000.00	MBART 2025-1 A3 4.78 12/17/2029	5,537.21		5,537.21
11/16/2026	Coupon	89231HAD8	65,000.00	TAOT 2025-B A3 4.34 11/15/2029		235.08	235.08
11/16/2026	Coupon	89239TAD4	60,000.00	TAOT 2024-D A3 4.4 06/15/2029		168.89	168.89
11/16/2026	Principal Paydown	89239TAD4	60,000.00	TAOT 2024-D A3 4.4 06/15/2029	2,942.93		2,942.93
11/16/2026	Coupon	92970QAE5	110,000.00	WFCIT 2024-2 A 4.29 10/15/2029		393.25	393.25
11/20/2026	Coupon	362962AD4	95,000.00	GMALT 2025-2 A3 4.58 05/22/2028		319.75	319.75
11/20/2026	Principal Paydown	362962AD4	95,000.00	GMALT 2025-2 A3 4.58 05/22/2028	10,189.93		10,189.93
11/20/2026	Coupon	379965AD8	90,000.00	GMALT 2025-3 A3 4.17 08/21/2028		312.75	312.75
11/25/2026	Coupon	096919AD7	340,789.49	BMWOT 2024-A A3 5.18 02/26/2029		891.20	891.20
11/25/2026	Principal Paydown	096919AD7	340,789.49	BMWOT 2024-A A3 5.18 02/26/2029	16,296.10		16,296.10
11/25/2026	Coupon	3137F62M8	250,000.00	FHMS K-118 A2 1.493 09/25/2030		311.04	311.04
11/25/2026	Coupon	3137F83Q4	250,000.00	FHMS K-121 A2 1.547 10/25/2030		322.29	322.29
11/25/2026	Coupon	3137FJEH8	250,000.00	FHMS K-081 A2 3.9 08/25/2028		812.50	812.50
11/25/2026	Coupon	3137FJKE8	250,000.00	FHMS K-082 A2 3.92 09/25/2028		816.67	816.67
11/25/2026	Coupon	3137FKSH0	150,000.00	FHMS K-086 A2 3.859 11/25/2028		482.38	482.38

CASH FLOW REPORT



City of Campbell | Account #11214 | As of February 28, 2026

Payment Date	Transaction Type	CUSIP	Quantity	Security Description	Principal Amount	Income	Total Amount
11/25/2026	Coupon	3137FLN91	300,000.00	FHMS K-091 A2 3.505 03/25/2029		876.25	876.25
11/25/2026	Coupon	3137FMCR1	147,560.65	FHMS K-093 A2 2.982 05/25/2029		363.15	363.15
11/25/2026	Principal Paydown	3137FMCR1	147,560.65	FHMS K-093 A2 2.982 05/25/2029	169.41		169.41
11/25/2026	Coupon	3137FNAE0	250,000.00	FHMS K-095 A2 2.785 06/25/2029		580.21	580.21
11/25/2026	Coupon	3137FPHK4	300,000.00	FHMS K-098 A2 2.425 08/25/2029		606.25	606.25
11/25/2026	Coupon	3137FRUJ8	275,000.00	FHMS K-105 A2 1.872 01/25/2030		429.00	429.00
11/30/2026	Coupon	91282CMA6	400,000.00	UNITED STATES TREASURY 4.125 11/30/2029		8,250.00	8,250.00
11/30/2026	Coupon	91282CNG2	350,000.00	UNITED STATES TREASURY 4.0 05/31/2030		7,000.00	7,000.00
11/30/2026	Coupon	91282CPN5	150,000.00	UNITED STATES TREASURY 3.5 11/30/2030		2,625.00	2,625.00
November 2026 Total					60,758.70	81,819.51	142,578.21
DECEMBER 2026							
12/11/2026	Coupon	24422EXT1	225,000.00	JOHN DEERE CAPITAL CORP 4.85 06/11/2029		5,456.25	5,456.25
12/14/2026	Coupon	06406RBG1	225,000.00	BANK OF NEW YORK MELLON CORP 3.992 06/13/2028		4,491.00	4,491.00
12/15/2026	Coupon	02582JKP4	170,000.00	AMXCA 2025-2 A 4.28 04/15/2030		606.33	606.33
12/15/2026	Coupon	02589BAE0	200,000.00	AMXCA 2024-3 A 4.65 07/15/2027		775.00	775.00
12/15/2026	Coupon	34535VAD6	120,000.00	FORDO 2024-D A3 4.61 08/15/2029		394.80	394.80
12/15/2026	Principal Paydown	34535VAD6	120,000.00	FORDO 2024-D A3 4.61 08/15/2029	6,194.56		6,194.56
12/15/2026	Coupon	44935XAD7	80,000.00	HART 2025-B A3 4.36 12/17/2029		290.67	290.67
12/15/2026	Coupon	47800DAD6	100,000.00	JDOT 2025 A3 4.23 09/17/2029		352.50	352.50
12/15/2026	Coupon	47800RAD5	171,955.78	JDOT 2024 A3 4.96 11/15/2028		359.45	359.45
12/15/2026	Principal Paydown	47800RAD5	171,955.78	JDOT 2024 A3 4.96 11/15/2028	7,972.76		7,972.76
12/15/2026	Coupon	58770YAD3	60,000.00	MBALT 2026-A A3 3.93 01/15/2030		196.50	196.50
12/15/2026	Coupon	58773DAD6	115,000.00	MBART 2025-1 A3 4.78 12/17/2029		402.66	402.66
12/15/2026	Principal Paydown	58773DAD6	115,000.00	MBART 2025-1 A3 4.78 12/17/2029	5,240.41		5,240.41
12/15/2026	Coupon	89231HAD8	65,000.00	TAOT 2025-B A3 4.34 11/15/2029		235.08	235.08
12/15/2026	Coupon	89239TAD4	60,000.00	TAOT 2024-D A3 4.4 06/15/2029		158.10	158.10
12/15/2026	Principal Paydown	89239TAD4	60,000.00	TAOT 2024-D A3 4.4 06/15/2029	2,797.45		2,797.45
12/15/2026	Coupon	91282CPP0	250,000.00	UNITED STATES TREASURY 3.5 12/15/2028		4,375.00	4,375.00
12/15/2026	Coupon	92970QAE5	110,000.00	WFCIT 2024-2 A 4.29 10/15/2029		393.25	393.25
12/16/2026	Coupon	362955AD8	80,000.00	GMCAR 2025-1 A3 4.62 12/17/2029		254.89	254.89

CASH FLOW REPORT



City of Campbell | Account #11214 | As of February 28, 2026

Payment Date	Transaction Type	CUSIP	Quantity	Security Description	Principal Amount	Income	Total Amount
12/16/2026	Principal Paydown	362955AD8	80,000.00	GMCAR 2025-1 A3 4.62 12/17/2029	3,935.23		3,935.23
12/16/2026	Coupon	38014AAD3	60,000.00	GMCAR 2024-4 A3 4.4 08/16/2029		160.14	160.14
12/16/2026	Principal Paydown	38014AAD3	60,000.00	GMCAR 2024-4 A3 4.4 08/16/2029	2,959.14		2,959.14
12/21/2026	Coupon	362962AD4	95,000.00	GMALT 2025-2 A3 4.58 05/22/2028		280.86	280.86
12/21/2026	Principal Paydown	362962AD4	95,000.00	GMALT 2025-2 A3 4.58 05/22/2028	12,972.40		12,972.40
12/21/2026	Coupon	379965AD8	90,000.00	GMALT 2025-3 A3 4.17 08/21/2028		312.75	312.75
12/25/2026	Coupon	096919AD7	340,789.49	BMWOT 2024-A A3 5.18 02/26/2029		820.85	820.85
12/25/2026	Principal Paydown	096919AD7	340,789.49	BMWOT 2024-A A3 5.18 02/26/2029	15,552.42		15,552.42
12/25/2026	Coupon	3137F62M8	250,000.00	FHMS K-118 A2 1.493 09/25/2030		311.04	311.04
12/25/2026	Coupon	3137F83Q4	250,000.00	FHMS K-121 A2 1.547 10/25/2030		322.29	322.29
12/25/2026	Coupon	3137FJEH8	250,000.00	FHMS K-081 A2 3.9 08/25/2028		812.50	812.50
12/25/2026	Coupon	3137FJKE8	250,000.00	FHMS K-082 A2 3.92 09/25/2028		816.67	816.67
12/25/2026	Coupon	3137FKSH0	150,000.00	FHMS K-086 A2 3.859 11/25/2028		482.38	482.38
12/25/2026	Coupon	3137FLN91	300,000.00	FHMS K-091 A2 3.505 03/25/2029		876.25	876.25
12/25/2026	Coupon	3137FMCR1	147,560.65	FHMS K-093 A2 2.982 05/25/2029		362.73	362.73
12/25/2026	Principal Paydown	3137FMCR1	147,560.65	FHMS K-093 A2 2.982 05/25/2029	183.09		183.09
12/25/2026	Coupon	3137FNAE0	250,000.00	FHMS K-095 A2 2.785 06/25/2029		580.21	580.21
12/25/2026	Coupon	3137FPHK4	300,000.00	FHMS K-098 A2 2.425 08/25/2029		606.25	606.25
12/25/2026	Coupon	3137FRUJ8	275,000.00	FHMS K-105 A2 1.872 01/25/2030		429.00	429.00
12/31/2026	Coupon	91282CEV9	350,000.00	UNITED STATES TREASURY 3.25 06/30/2029		5,687.50	5,687.50
12/31/2026	Coupon	91282CHK0	350,000.00	UNITED STATES TREASURY 4.0 06/30/2028		7,000.00	7,000.00
12/31/2026	Coupon	91282CMD0	400,000.00	UNITED STATES TREASURY 4.375 12/31/2029		8,750.00	8,750.00
12/31/2026	Coupon	91282CNK3	325,000.00	UNITED STATES TREASURY 3.875 06/30/2030		6,296.88	6,296.88
12/31/2026	Coupon	91282CPR6	350,000.00	UNITED STATES TREASURY 3.625 12/31/2030		6,343.75	6,343.75
December 2026							
Total					57,807.45	59,993.52	117,800.97
JANUARY 2027							
01/11/2027	Coupon	89236TNA9	170,000.00	TOYOTA MOTOR CREDIT CORP 4.95 01/09/2030		4,207.50	4,207.50
01/15/2027	Coupon	02582JKP4	170,000.00	AMXCA 2025-2 A 4.28 04/15/2030		606.33	606.33
01/15/2027	Coupon	02589BAE0	200,000.00	AMXCA 2024-3 A 4.65 07/15/2027		775.00	775.00
01/15/2027	Coupon	34535VAD6	120,000.00	FORDO 2024-D A3 4.61 08/15/2029		371.00	371.00
01/15/2027	Principal Paydown	34535VAD6	120,000.00	FORDO 2024-D A3 4.61 08/15/2029	6,089.38		6,089.38

CASH FLOW REPORT



City of Campbell | Account #11214 | As of February 28, 2026

Payment Date	Transaction Type	CUSIP	Quantity	Security Description	Principal Amount	Income	Total Amount
01/15/2027	Coupon	44935XAD7	80,000.00	HART 2025-B A3 4.36 12/17/2029		290.67	290.67
01/15/2027	Coupon	47800DAD6	100,000.00	JDOT 2025 A3 4.23 09/17/2029		352.50	352.50
01/15/2027	Principal Paydown	47800DAD6	100,000.00	JDOT 2025 A3 4.23 09/17/2029	837.88		837.88
01/15/2027	Coupon	47800RAD5	171,955.78	JDOT 2024 A3 4.96 11/15/2028		326.50	326.50
01/15/2027	Principal Paydown	47800RAD5	171,955.78	JDOT 2024 A3 4.96 11/15/2028	11,574.79		11,574.79
01/15/2027	Coupon	58770YAD3	60,000.00	MBALT 2026-A A3 3.93 01/15/2030		196.50	196.50
01/15/2027	Coupon	58773DAD6	115,000.00	MBART 2025-1 A3 4.78 12/17/2029		381.79	381.79
01/15/2027	Principal Paydown	58773DAD6	115,000.00	MBART 2025-1 A3 4.78 12/17/2029	5,160.99		5,160.99
01/15/2027	Coupon	74340XCQ2	250,000.00	PROLOGIS LP 4.75 01/15/2031		5,937.50	5,937.50
01/15/2027	Coupon	89231HAD8	65,000.00	TAOT 2025-B A3 4.34 11/15/2029		235.08	235.08
01/15/2027	Coupon	89239TAD4	60,000.00	TAOT 2024-D A3 4.4 06/15/2029		147.84	147.84
01/15/2027	Principal Paydown	89239TAD4	60,000.00	TAOT 2024-D A3 4.4 06/15/2029	2,751.09		2,751.09
01/15/2027	Coupon	91282CKZ3	375,000.00	UNITED STATES TREASURY 4.375 07/15/2027		8,203.13	8,203.13
01/15/2027	Coupon	92970QAE5	110,000.00	WFCIT 2024-2 A 4.29 10/15/2029		393.25	393.25
01/18/2027	Coupon	362955AD8	80,000.00	GMCAR 2025-1 A3 4.62 12/17/2029		239.74	239.74
01/18/2027	Principal Paydown	362955AD8	80,000.00	GMCAR 2025-1 A3 4.62 12/17/2029	3,871.60		3,871.60
01/18/2027	Coupon	38014AAD3	60,000.00	GMCAR 2024-4 A3 4.4 08/16/2029		149.29	149.29
01/18/2027	Principal Paydown	38014AAD3	60,000.00	GMCAR 2024-4 A3 4.4 08/16/2029	2,911.00		2,911.00
01/20/2027	Coupon	025816EJ4	170,000.00	AMERICAN EXPRESS CO 4.351 07/20/2029		3,698.35	3,698.35
01/20/2027	Coupon	362962AD4	95,000.00	GMALT 2025-2 A3 4.58 05/22/2028		231.35	231.35
01/20/2027	Principal Paydown	362962AD4	95,000.00	GMALT 2025-2 A3 4.58 05/22/2028	13,291.05		13,291.05
01/20/2027	Coupon	379965AD8	90,000.00	GMALT 2025-3 A3 4.17 08/21/2028		312.75	312.75
01/20/2027	Principal Paydown	379965AD8	90,000.00	GMALT 2025-3 A3 4.17 08/21/2028	9,756.76		9,756.76
01/25/2027	Coupon	06051GMK2	150,000.00	BANK OF AMERICA CORP 4.979 01/24/2029		3,734.25	3,734.25
01/25/2027	Coupon	096919AD7	340,789.49	BMWOT 2024-A A3 5.18 02/26/2029		753.72	753.72
01/25/2027	Principal Paydown	096919AD7	340,789.49	BMWOT 2024-A A3 5.18 02/26/2029	15,294.19		15,294.19
01/25/2027	Coupon	3137F62M8	250,000.00	FHMS K-118 A2 1.493 09/25/2030		311.04	311.04
01/25/2027	Coupon	3137F83Q4	250,000.00	FHMS K-121 A2 1.547 10/25/2030		322.29	322.29
01/25/2027	Coupon	3137FJEH8	250,000.00	FHMS K-081 A2 3.9 08/25/2028		812.50	812.50
01/25/2027	Coupon	3137FJKE8	250,000.00	FHMS K-082 A2 3.92 09/25/2028		816.67	816.67
01/25/2027	Coupon	3137FKSH0	150,000.00	FHMS K-086 A2 3.859 11/25/2028		482.38	482.38
01/25/2027	Coupon	3137FLN91	300,000.00	FHMS K-091 A2 3.505 03/25/2029		876.25	876.25

CASH FLOW REPORT



City of Campbell | Account #11214 | As of February 28, 2026

Payment Date	Transaction Type	CUSIP	Quantity	Security Description	Principal Amount	Income	Total Amount
01/25/2027	Coupon	3137FMCR1	147,560.65	FHMS K-093 A2 2.982 05/25/2029		362.28	362.28
01/25/2027	Principal Paydown	3137FMCR1	147,560.65	FHMS K-093 A2 2.982 05/25/2029	170.22		170.22
01/25/2027	Coupon	3137FNAE0	250,000.00	FHMS K-095 A2 2.785 06/25/2029		580.21	580.21
01/25/2027	Coupon	3137FPHK4	300,000.00	FHMS K-098 A2 2.425 08/25/2029		606.25	606.25
01/25/2027	Coupon	3137FRUJ8	275,000.00	FHMS K-105 A2 1.872 01/25/2030		429.00	429.00
01/25/2027	Coupon	46647PDG8	150,000.00	JPMORGAN CHASE & CO 4.851 07/25/2028		3,638.25	3,638.25
01/25/2027	Coupon	46647PEU6	115,000.00	JPMORGAN CHASE & CO 4.915 01/24/2029		2,826.13	2,826.13
01/27/2027	Coupon	06368MJG0	100,000.00	BANK OF MONTREAL 5.004 01/27/2029		2,502.00	2,502.00
January 2027 Total					71,708.92	46,109.26	117,818.19
Grand Total			87,551,101.84		1,230,517.13	751,850.15	1,982,367.28

IMPORTANT DISCLOSURES



City of Campbell | Account #11214 | As of February 28, 2026

Chandler Asset Management, Inc. (“Chandler”) is an SEC registered investment adviser. For additional information about our firm, please see our current disclosures (Form ADV). To obtain a copy of our current disclosures, you may contact your client service representative by calling the number on the front of this statement or you may visit our website at www.chandlerasset.com.

Information contained in this monthly statement is confidential and is provided for informational purposes only and should not be construed as specific investment or legal advice. The information contained herein was obtained from sources believed to be reliable as of the date of this statement, but may become outdated or superseded at any time without notice.

Custody: Your qualified custodian bank maintains control of all assets reflected in this statement and we urge you to compare this statement to the one you receive from your qualified custodian. Chandler does not have any authority to withdraw or deposit funds from/to the custodian account.

Valuation: Prices are provided by IDC, an independent pricing source. In the event IDC does not provide a price or if the price provided is not reflective of fair market value, Chandler will obtain pricing from an alternative approved third party pricing source in accordance with our written valuation policy and procedures. Our valuation procedures are also disclosed in Item 5 of our Form ADV Part 2A.

Performance: Performance results are presented gross-of-advisory fees and represent the client’s Total Return. The deduction of advisory fees lowers performance results. These results include the reinvestment of dividends and other earnings. Past performance may not be indicative of future results. Therefore, clients should not assume that future performance of any specific investment or investment strategy will be profitable or equal to past performance levels. All investment strategies have the potential for profit or loss. Economic factors, market conditions or changes in investment strategies, contributions or withdrawals may materially alter the performance and results of your portfolio.

Source ICE Data Indices, LLC (“ICE”), used with permission. ICE PERMITS USE OF THE ICE INDICES AND RELATED DATA ON AN “AS IS” BASIS; ICE, ITS AFFILIATES AND THEIR RESPECTIVE THIRD PARTY SUPPLIERS DISCLAIM ANY AND ALL WARRANTIES AND REPRESENTATIONS, EXPRESS AND/OR IMPLIED, INCLUDING ANY WARRANTIES OF MERCHANTABILITY OR FITNESS FOR A PARTICULAR PURPOSE OR USE, INCLUDING THE INDICES, INDEX DATA AND ANY DATA INCLUDED IN, RELATED TO, OR DERIVED THEREFROM. NEITHER ICE DATA, ITS AFFILIATES OR THEIR RESPECTIVE THIRD PARTY PROVIDERS GUARANTEE THE QUALITY, ADEQUACY, ACCURACY, TIMELINESS OR COMPLETENESS OF THE INDICES OR THE INDEX DATA OR ANY COMPONENT THEREOF, AND THE INDICES AND INDEX DATA AND ALL COMPONENTS THEREOF ARE PROVIDED ON AN “AS IS” BASIS AND LICENSEE’S USE IS AT LICENSEE’S OWN RISK. ICE DATA, ITS AFFILIATES AND THEIR RESPECTIVE THIRD PARTY DO NOT SPONSOR, ENDORSE, OR RECOMMEND CHANDLER, OR ANY OF ITS PRODUCTS OR SERVICES.

Index returns assume reinvestment of all distributions. Historical performance results for investment indexes generally do not reflect the deduction of transaction and/or custodial charges or the deduction of an investment management fee, the incurrence of which would have the effect of decreasing historical performance results. It is not possible to invest directly in an index.

Ratings: Ratings information have been provided by Moody’s, S&P and Fitch through data feeds we believe to be reliable as of the date of this statement, however we cannot guarantee its accuracy.

Security level ratings for U.S. Agency issued mortgage-backed securities (“MBS”) reflect the issuer rating because the securities themselves are not rated. The issuing U.S. Agency guarantees the full and timely payment of both principal and interest.

LGIP Yields: Reported yields for local government investment pools may be presented as either the 30-day yield or the monthly distribution yield, as applicable. For certain funds, the 30-day yield is calculated using reported daily yield data. Yield calculations are subject to change and may not be directly comparable across funds.

LAIF Yields: Additional Disclosure for CA Clients - As a result of a reporting lag from the Local Agency Investment Fund (LAIF), reported LAIF yields represent the most recently available Daily Effective Yield and may reflect data from approximately 7–10 days prior to month-end.

BENCHMARK INDEX & DISCLOSURES



City of Campbell | Account #11214 | As of February 28, 2026

Benchmark	Disclosure
ICE BofA 1-5 Yr US Treasury & Agency Index	The ICE BofA 1-5 Year US Treasury & Agency Index tracks the performance of US dollar denominated US Treasury and nonsubordinated US agency debt issued in the US domestic market. Qualifying securities must have an investment grade rating (based on an average of Moody's, S&P and Fitch). Qualifying securities must have at least one year remaining term to final maturity and less than five years remaining term to final maturity, at least 18 months to maturity at time of issuance, a fixed coupon schedule, and a minimum amount outstanding of \$1 billion for sovereigns and \$250 million for agencies.